

Sherwood Manor Community Development District

Board of Supervisors

Nicholas Dister, Chairman
Carlos de la Ossa, Vice Chairperson
Ryan Motko, Assistant Secretary
Alberto Viera, Assistant Secretary
Vacant, Assistant Secretary

Bryan Radcliff, District Manager
John Vericker, District Counsel
Tonja Stewart, District Engineer
Gary Schwartz, Field Manager

Public Hearing & Regular Meeting Agenda

Thursday, August 03, 2023, at 3:00 p.m.

The Public Hearing & Regular Meeting of the **Sherwood Manor Community Development District** will be held on **August 03, 2023, at 3:00 p.m. at the Offices of Inframark located at 2005 Pan Am Circle, Suite 300, Tampa, FL 33607.** Please let us know at least 24 hours in advance if you are planning to call into the meeting. Following is the Agenda for the Meeting:

Join Zoom Meeting

<https://us06web.zoom.us/j/87061313619?pwd=eTc3Z3lUmtDUkdvZ0VlZjhodE4rZz09>

Meeting ID: 870 6131 3619

Passcode: 315865

All cellular phones and pagers must be turned off during the meeting.

REGULAR MEETING OF BOARD OF SUPERVISORS

1. CALL TO ORDER/ROLL CALL
2. PUBLIC COMMENTS ON AGENDA ITEMS
3. RECESS TO PUBLIC HEARINGS
4. PUBLIC HEARING ON ADOPTING FISCAL YEAR 2024 FINAL BUDGET
 - A. Open Public Hearing on Adopting Fiscal Year 2024 Final Budget
 - B. Public Comments
 - C. Consideration of Resolution 2023-05; Adopting Final Fiscal Year 2024 Budget..... Tab 01
 - D. Close Public Hearing on Adopting Fiscal Year 2024 Final Budget
5. PUBLIC HEARING ON LEVYING O&M ASSESSMENTS
 - A. Open Public Hearing on Levying O&M Assessments
 - B. Public Comment
 - C. Consideration of Resolution 2023-06; Levying O&M Assessments Tab 02
 - D. Close Public Hearing on Levying O&M Assessments
 - i. Consideration of Developer Funding Agreement
6. RETURN TO REGULAR MEETING.
7. BUSINESS ITEMS
 - A. General Matters of the District
8. CONSENT AGENDA
 - A. Consideration of Resolution 2023-07; Setting Fiscal Year 2024 Meeting Schedule.....Tab 03
 - B. Consideration of Board of Supervisor's Meeting Minutes of the Regular Meeting
June 01, 2023, Tab 04
 - C. Consideration of Operation and Maintenance Expenditures May-June Tab 05
 - D. Review of Financial Statements Month Ending June 30, 2023, Tab 06
9. STAFF REPORTS
 - A. District Manager Tab 07
 - i. July Community Inspection Reports
10. BOARD OF SUPERVISORS REQUESTS AND COMMENTS
11. ADJOURNMENT

We look forward to speaking with you at the meeting. In the meantime, if you have any questions, please do not hesitate to call us at (813) 873-7300.

Sincerely,

Bryan Radcliff District Manager

RESOLUTION 2023-05

A RESOLUTION OF THE BOARD OF SUPERVISORS OF THE SHERWOOD MANOR COMMUNITY DEVELOPMENT DISTRICT ADOPTING A BUDGET FOR THE FISCAL YEAR BEGINNING OCTOBER 1, 2023, AND ENDING SEPTEMBER 30, 2024; AND PROVIDING AN EFFECTIVE DATE.

WHEREAS, the District Manager submitted, prior to June 15th, to the Board of Supervisors (“**Board**”) of the Sherwood Manor Community Development District (“**District**”) a proposed budget for the next ensuing budget year (“**Proposed Budget**”), along with an explanatory and complete financial plan for each fund, pursuant to the provisions of Sections 189.016(3) and 190.008(2)(a), Florida Statutes;

WHEREAS, the District filed a copy of the Proposed Budget with the local governing authorities having jurisdiction over the area included in the District at least 60 days prior to the adoption of the Proposed Budget pursuant to the provisions of Section 190.008(2)(b), Florida Statutes;

WHEREAS, the Board held a duly noticed public hearing pursuant to Section 190.008(2)(a), Florida Statutes;

WHEREAS, the District Manager posted the Proposed Budget on the District’s website at least 2 days before the public hearing pursuant to Section 189.016(4), Florida Statutes;

WHEREAS, the Board is required to adopt a resolution approving a budget for the ensuing fiscal year and appropriate such sums of money as the Board deems necessary to defray all expenditures of the District during the ensuing fiscal year pursuant to Section 190.008(2)(a), Florida Statutes; and

WHEREAS, the Proposed Budget projects the cash receipts and disbursements anticipated during a given time period, including reserves for contingencies for emergency or other unanticipated expenditures during the fiscal year.

NOW, THEREFORE, BE IT RESOLVED BY THE BOARD:

Section 1. Budget

- a.** That the Board has reviewed the Proposed Budget, a copy of which is on file with the office of the District Manager and at the District’s records office, and hereby approves certain amendments thereto, as shown below.
- b.** That the Proposed Budget as amended by the Board attached hereto as **Exhibit A**, is hereby adopted in accordance with the provisions of Section 190.008(2)(a), Florida Statutes, and incorporated herein by reference; provided, however, that the comparative figures contained in the adopted budget may be subsequently revised as deemed necessary by the District Manager to reflect actual revenues and expenditures for fiscal year 2022-2023 and/or revised projections for fiscal year 2023-2024.
- c.** That the adopted budget, as amended, shall be maintained in the office of the District Manager and at the District’s records office and identified as “The Budget for the

Sherwood Manor Community Development District for the Fiscal Year Beginning October 1, 2023, and Ending September 30, 2024.”

- d. The final adopted budget shall be posted by the District Manager on the District’s website within 30 days after adoption pursuant to Section 189.016(4), Florida Statutes.

Section 2. Appropriations. There is hereby appropriated out of the revenues of the District (the sources of the revenues will be provided for in a separate resolution), for the fiscal year beginning October 1, 2023, and ending September 30, 2024, the sum of \$1,336,821 which sum is deemed by the Board to be necessary to defray all expenditures of the District during said budget year, to be divided and appropriated in the following fashion:

Total General Fund	<u>\$706,058.00</u>
Total Debt Service Funds	<u>\$630,763.00</u>
Total All Funds*	<u>\$1,336,821</u>

*Not inclusive of any collection costs or early payment discounts.

Section 3. Budget Amendments. Pursuant to Section 189.016(6), Florida Statutes, the District at any time within the fiscal year or within 60 days following the end of the fiscal year may amend its budget for that fiscal year as follows:

- a. The Board may authorize an increase or decrease in line item appropriations within a fund by motion recorded in the minutes if the total appropriations of the fund do not increase.
- b. The District Manager or Treasurer may authorize an increase or decrease in line item appropriations within a fund if the total appropriations of the fund do not increase and if the aggregate change in the original appropriation item does not exceed \$10,000 or 10% of the original appropriation.
- c. Any other budget amendments shall be adopted by resolution and be consistent with Florida law. This includes increasing any appropriation item and/or fund to reflect receipt of any additional unbudgeted monies and making the corresponding change to appropriations or the unappropriated balance.

The District Manager or Treasurer must establish administrative procedures to ensure that any budget amendments are in compliance with this section and Section 189.016, Florida Statutes, among other applicable laws. Among other procedures, the District Manager or Treasurer must ensure that any amendments to budget(s) under subparagraph c. above are posted on the District’s website within 5 days after adoption pursuant to Section 189.016(7), Florida Statutes.

Section 4. Effective Date. This Resolution shall take effect upon the passage and adoption of this Resolution by the Board.

Passed and Adopted on August 3RD, 2023.

Attested By:

**Sherwood Manor Community
Development District**

Print Name: _____
Secretary/Assistant Secretary

Print Name: _____
Chair/Vice Chair of the Board of Supervisors

Exhibit A: FY 2023-2024 Adopted Budget

2024

SHERWOOD MANOR COMMUNITY DEVELOPMENT DISTRICT

FISCAL YEAR 2024
PROPOSED ANNUAL OPERATING BUDGET

August 03, 2023



SHERWOOD MANOR COMMUNITY DEVELOPMENT DISTRICT

FISCAL YEAR 2024 PROPOSED ANNUAL OPERATING BUDGET

TABLE OF CONTENTS

<u>SECTION</u>	<u>DESCRIPTION</u>	<u>PAGE</u>
I.	BUDGET INTRODUCTION	1
II.	FISCAL YEAR 2023 BUDGET ANALYSIS	2
III.	PROPOSED ANNUAL OPERATING BUDGET	4
IV.	GENERAL FUND 001 DESCRIPTIONS	6
V.	DEBT SERVICE FUND	8
VI.	SCHEDULE OF ANNUAL ASSESSMENTS	10

August 03, 2023

SHERWOOD MANOR COMMUNITY DEVELOPMENT DISTRICT

BUDGET INTRODUCTION

Background Information

The Sherwood Manor Community Development District is a local special purpose government authorized by Chapter 190, Florida Statutes, as amended. The Community Development District (CDD) is an alternative method for planning, financing, acquiring, operating and maintaining community-wide infrastructure in master planned communities. The CDD also is a mechanism that provides a “solution” to the State’s needs for delivery of capital infrastructure to service projected growth without overburdening other governments and their taxpayers. CDDs represent a major advancement in Florida’s effort to manage its growth effectively and efficiently. This allows the community to set a higher standard for construction along with providing a long-term solution to the operation and maintenance of community facilities.

The following report represents the District budget for Fiscal Year 2024, which begins on October 1, 2023. The District budget is organized by fund to segregate financial resources and ensure that the segregated resources are used for their intended purpose, and the District has established the following funds.

<u>Fund Number</u>	<u>Fund Name</u>	<u>Services Provided</u>
001	General Fund	Operations and Maintenance of Community Facilities
200	Debt Service Fund	Collection of Special Assessments for Debt Service on the Series 2018 Special Assessment Revenue Bonds
201	Debt Service Fund	Collection of Special Assessments for Debt Service on the Series 2023 Special Assessment Revenue Bonds

Facilities of the District

The District’s existing facilities include storm-water management (lake and water control structures), wetland preserve areas, street lighting, landscaping, entry signage, entry features, irrigation distribution facilities, recreational center, parks, pool facility, tennis courts and other related public improvements.

Maintenance of the Facilities

In order to maintain the facilities, the District conducts hearings to adopt an operating budget each year. This budget includes a detailed description of the maintenance program along with an estimate of the cost of the program. The funding of the maintenance budget is levied as a non-ad valorem assessment on your property by the District Board of Supervisors.

SHERWOOD MANOR

	Fiscal Year 2023 Final Operating Budget	Current Period Actuals 10/1/22 - 2/28/23	Projected Revenues & Expenditures 3/1/23 to 9/30/23	Total Actuals and Projections Through 9/30/23	Over/(Under) Budget Through 9/30/23
REVENUES					
SPECIAL ASSESSMENTS - SERVICE CHARGES					
Operations & Maintenance Assmts-Tax Roll	290,286.00	258,672.00	(71,952.96)	186,719.04	(103,566.96)
Operations & Maintenance Assmts-CDD Collected	77,164.00	0.00	45,924.96	45,924.96	(31,239.04)
TOTAL ASSESSMENTS - SERVICE CHARGES	\$367,450.00	\$258,672.00	(\$26,028.00)	\$232,644.00	(\$134,806.00)
INTEREST EARNED					
Interest Earned	0.00	0.00	0.00	\$0.00	0.00
TOTAL INTEREST EARNED	\$0.00	\$0.00	\$0.00	\$0.00	\$0.00
CONTRIBUTIONS & DONATIONS FROM PRIVATE SOURCES					
Developer Contributions	0.00	41,675.00	25,216.63	66,891.63	66,891.63
TOTAL CONTRIBUTIONS & DONATIONS FROM PRIVATE SOURCES	\$0.00	\$41,675.00	\$25,216.63	\$66,891.63	\$66,891.63
OTHER MISCELLANEOUS RESERVES					
Miscellaneous	0.00	0.00	0.00	0.00	0.00
TOTAL OTHER MISCELLANEOUS RESERVES	\$0.00	\$0.00	\$0.00	\$0.00	\$0.00
RESERVES					
Miscellaneous	0.00	0.00	0.00	0.00	0.00
TOTAL RESERVES	\$0.00	\$0.00	\$0.00	\$0.00	\$0.00
TOTAL REVENUES	\$367,450.00	\$300,347.00	(\$811.37)	\$299,535.63	(\$67,914.37)
EXPENDITURES					
LEGISLATIVE					
Supervisor Fees	2,000.00	1,800.00	200.00	2,000.00	0.00
TOTAL LEGISLATIVE	\$2,000.00	\$1,800.00	\$200.00	\$2,000.00	\$0.00
FINANCIAL & ADMINISTRATIVE					
District Manager	30,000.00	5,344.00	24,656.00	30,000.00	0.00
District Engineer	4,000.00	0.00	4,000.00	4,000.00	0.00
Disclosure Report	8,400.00	700.00	7,700.00	8,400.00	0.00
Trustee Fees	8,200.00	4,041.00	4,159.00	8,200.00	0.00
Accounting Services	0.00	0.00	0.00	0.00	0.00
Auditing Services	6,200.00	0.00	6,200.00	6,200.00	0.00
Postage, Phone, Faxes, Copies	500.00	13.00	487.00	500.00	0.00
Public Officials Insurance	2,663.00	2,694.00	0.00	2,694.00	31.00
Legal Advertising	2,500.00	1,700.00	800.00	2,500.00	0.00
Bank Fees	250.00	30.00	220.00	250.00	0.00
Dues, Licenses, & Fees	500.00	517.00	0.00	517.00	17.00
Email Hosting Vendor	600.00	0.00	600.00	600.00	0.00
ADA Website Compliance	1,500.00	750.00	750.00	1,500.00	0.00
ProfServ-Expansion Services	0.00	22,500.00	0.00	22,500.00	22,500.00
Website Administration	1,500.00	250.00	1,250.00	1,500.00	0.00
TOTAL FINANCIAL & ADMINISTRATIVE	\$66,813.00	\$38,539.00	\$5,822.00	\$89,361.00	\$22,548.00

SHERWOOD MANOR

LEGAL COUNSEL					
District Counsel	5,000.00	2,278.00	2,722.00	5,000.00	0.00
TOTAL DISTRICT COUNSEL	\$5,000.00	\$2,278.00	\$2,722.00	\$5,000.00	\$0.00
UTILITY SERVICES					
Utility Services	73,000.00	29,628.00	43,372.00	73,000.00	0.00
TOTAL UTILITY SERVICES	\$73,000.00	\$29,628.00	\$43,372.00	\$73,000.00	\$0.00
OTHER PHYSICAL ENVIRONMENT					
Field Manager	12,000.00	1,800.00	10,200.00	12,000.00	0.00
Security Pool Monitors	0.00	0.00	0.00	0.00	0.00
On-Site Personnel	25,000.00	0.00	25,000.00	25,000.00	0.00
General Liability & Property Casualty Insurance	13,756.00	14,077.00	0.00	14,077.00	321.00
Insurance Deductible	0.00	0.00	0.00	0.00	0.00
Garbage Collection	2,700.00	0.00	2,700.00	2,700.00	0.00
Water Utility Services	3,000.00	581.00	2,419.00	3,000.00	0.00
Waterway Management Program - Contract	7,776.00	3,740.00	4,036.00	7,776.00	0.00
Wetland Monitoring	2,100.00	0.00	2,100.00	2,100.00	0.00
Waterway Improvements & Repairs	1,000.00	0.00	1,000.00	1,000.00	0.00
Entrance, Monument & Wall Maintenance & Repair	3,500.00	11,517.00	0.00	11,517.00	8,017.00
Landscape Maintenance - Contract	108,105.00	44,625.00	63,480.00	108,105.00	0.00
Plant Replacement Program	2,000.00	0.00	2,000.00	2,000.00	0.00
Mulch & Tree Trimming	7,000.00	0.00	7,000.00	7,000.00	0.00
Irrigation Maintenance	2,000.00	0.00	2,000.00	2,000.00	0.00
Key Card Maintenance	0.00	0.00	0.00	0.00	0.00
Office Internet / Phone	0.00	0.00	0.00	0.00	0.00
Amenity Center Pest Control	1,200.00	0.00	1,200.00	1,200.00	0.00
Amenity Center Cleaning & Supplies	6,300.00	3,675.00	2,625.00	6,300.00	0.00
Pool Maintenance - Other	1,000.00	180.00	820.00	1,000.00	0.00
Pool Maintenance - Contract	13,200.00	5,250.00	7,950.00	13,200.00	0.00
Amenity Center Maintenance & Repair	7,500.00	3,087.00	4,413.00	7,500.00	0.00
Security Monitoring	1,500.00	250.00	1,250.00	1,500.00	0.00
Undesignated Reserves	0.00	0.00	0.00	0.00	0.00
TOTAL OTHER PHYSICAL ENVIRONMENT	\$220,637.00	\$88,782.00	\$163,432.00	(\$57,205.00)	\$8,338.00
TOTAL EXPENDITURES	\$367,450.00	\$161,027.00	\$322,167.00	(\$45,283.00)	\$30,886.00
EXCESS OF REVENUES OVER/(UNDER) EXPENDITURES	\$0.00	\$139,320.00	(\$22,631.37)	(\$22,631.37)	(\$98,800.37)

SHERWOOD MANOR

	Fiscal Year 2023 Final Operating Budget	Current Period Actuals 10/1/22 - 2/28/23	Projected Revenues & Expenditures 3/1/23 to 9/30/23	Total Actuals and Projections Through 9/30/23	Over/(Under) Budget Through 9/30/23	Fiscal Year 2024 Proposed Operating Budget	Increase / (Decrease) from FY 2023 to FY 2024
REVENUES							
SPECIAL ASSESSMENTS - SERVICE CHARGES							
Operations & Maintenance Assmts-Tax Roll	290,286.00	258,672.00	(71,952.96)	186,719.04	(103,566.96)	294,916.18	4,630.18
Operations & Maintenance Assmts-CDD Collected	77,164.00	0.00	45,924.96	45,924.96	(31,239.04)	411,141.82	333,977.82
TOTAL ASSESSMENTS - SERVICE CHARGES	\$367,450.00	\$258,672.00	(\$26,028.00)	\$232,644.00	(\$134,806.00)	\$706,058.00	\$338,608.00
INTEREST EARNED							
Interest Earned	0.00	0.00	0.00	\$0.00	0.00	\$0.00	0.00
TOTAL INTEREST EARNED	\$0.00	\$0.00	\$0.00	\$0.00	\$0.00	\$0.00	\$0.00
CONTRIBUTIONS & DONATIONS FROM PRIVATE SOURCES							
Developer Contributions	0.00	41,675.00	25,216.63	66,891.63	66,891.63	0.00	0.00
TOTAL CONTRIBUTIONS & DONATIONS FROM PRIVATE SOURCE	\$0.00	\$41,675.00	\$25,216.63	\$66,891.63	\$66,891.63	\$0.00	\$0.00
OTHER MISCELLANEOUS RESERVES							
Miscellaneous	0.00	0.00	0.00	0.00	0.00	0.00	0.00
TOTAL OTHER MISCELLANEOUS RESERVES	\$0.00	\$0.00	\$0.00	\$0.00	\$0.00	\$0.00	\$0.00
RESERVES							
Miscellaneous	0.00	0.00	0.00	0.00	0.00	0.00	0.00
TOTAL RESERVES	\$0.00	\$0.00	\$0.00	\$0.00	\$0.00	\$0.00	\$0.00
TOTAL REVENUES	\$367,450.00	\$300,347.00	(\$811.37)	\$299,535.63	(\$67,914.37)	\$706,058.00	\$338,608.00
EXPENDITURES							
LEGISLATIVE							
Supervisor Fees	2,000.00	1,800.00	200.00	2,000.00	0.00	12,000.00	10,000.00
TOTAL LEGISLATIVE	\$2,000.00	\$1,800.00	\$200.00	\$2,000.00	\$0.00	\$12,000.00	\$10,000.00
FINANCIAL & ADMINISTRATIVE							
District Manager	30,000.00	5,344.00	24,656.00	30,000.00	0.00	30,000.00	0.00
District Engineer	4,000.00	0.00	4,000.00	4,000.00	0.00	4,000.00	0.00
Disclosure Report	8,400.00	700.00	7,700.00	8,400.00	0.00	8,400.00	0.00
Trustee Fees	8,200.00	4,041.00	4,159.00	8,200.00	0.00	8,200.00	0.00
Accounting Services	0.00	0.00	0.00	0.00	0.00	8,200.00	8,200.00
Auditing Services	6,200.00	0.00	6,200.00	6,200.00	0.00	6,200.00	0.00
Postage, Phone, Faxes, Copies	500.00	13.00	487.00	500.00	0.00	500.00	0.00
Public Officials Insurance	2,663.00	2,694.00	0.00	2,694.00	31.00	2,700.00	37.00
Legal Advertising	2,500.00	1,700.00	800.00	2,500.00	0.00	3,000.00	500.00
Bank Fees	250.00	30.00	220.00	250.00	0.00	250.00	0.00
Dues, Licenses, & Fees	500.00	517.00	0.00	517.00	17.00	500.00	0.00
Email Hosting Vendor	600.00	0.00	600.00	600.00	0.00	600.00	0.00
ADA Website Compliance	1,500.00	750.00	750.00	1,500.00	0.00	1,500.00	0.00
ProfServ-Expansion Services	0.00	22,500.00	0.00	22,500.00	22,500.00	0.00	0.00
Website Administration	1,500.00	250.00	1,250.00	1,500.00	0.00	1,500.00	0.00
TOTAL FINANCIAL & ADMINISTRATIVE	\$66,813.00	\$38,539.00	\$50,822.00	\$89,361.00	\$22,548.00	\$75,550.00	\$8,737.00
LEGAL COUNSEL							
District Counsel	5,000.00	2,278.00	2,722.00	5,000.00	0.00	7,500.00	2,500.00
TOTAL DISTRICT COUNSEL	\$5,000.00	\$2,278.00	\$2,722.00	\$5,000.00	\$0.00	\$7,500.00	\$2,500.00

SHERWOOD MANOR

UTILITY SERVICES							
Utility Services	73,000.00	29,628.00	43,372.00	73,000.00	0.00	100,000.00	27,000.00
TOTAL UTILITY SERVICES	\$73,000.00	\$29,628.00	\$43,372.00	\$73,000.00	\$0.00	\$100,000.00	\$27,000.00
OTHER PHYSICAL ENVIRONMENT							
Field Manager	12,000.00	1,800.00	10,200.00	12,000.00	0.00	12,000.00	0.00
Security Pool Monitors	0.00	0.00	0.00	0.00	0.00	12,000.00	12,000.00
On-Site Personnel	25,000.00	0.00	25,000.00	25,000.00	0.00	66,708.00	41,708.00
General Liability & Property Casualty Insurance	13,756.00	14,077.00	0.00	14,077.00	321.00	30,000.00	16,244.00
Insurance Deductible	0.00	0.00	0.00	0.00	0.00	2,500.00	2,500.00
Garbage Collection	2,700.00	0.00	2,700.00	2,700.00	0.00	5,000.00	2,300.00
Water Utility Services	3,000.00	581.00	2,419.00	3,000.00	0.00	4,500.00	1,500.00
Waterway Management Program - Contract	7,776.00	3,740.00	4,036.00	7,776.00	0.00	15,000.00	7,224.00
Wetland Monitoring	2,100.00	0.00	2,100.00	2,100.00	0.00	20,000.00	17,900.00
Waterway Improvements & Repairs	1,000.00	0.00	1,000.00	1,000.00	0.00	16,000.00	15,000.00
Entrance, Monument & Wall Maintenance & Repair	3,500.00	11,517.00	0.00	11,517.00	8,017.00	7,500.00	4,000.00
Landscape Maintenance - Contract	108,105.00	44,625.00	63,480.00	108,105.00	0.00	175,000.00	66,895.00
Plant Replacement Program	2,000.00	0.00	2,000.00	2,000.00	0.00	5,000.00	3,000.00
Mulch & Tree Trimming	7,000.00	0.00	7,000.00	7,000.00	0.00	14,000.00	7,000.00
Irrigation Maintenance	2,000.00	0.00	2,000.00	2,000.00	0.00	3,500.00	1,500.00
Key Card Maintenance	0.00	0.00	0.00	0.00	0.00	2,500.00	2,500.00
Office Internet / Phone	0.00	0.00	0.00	0.00	0.00	1,800.00	1,800.00
Amenity Center Pest Control	1,200.00	0.00	1,200.00	1,200.00	0.00	2,000.00	800.00
Amenity Center Cleaning & Supplies	6,300.00	3,675.00	2,625.00	6,300.00	0.00	9,300.00	3,000.00
Pool Maintenance - Other	1,000.00	180.00	820.00	1,000.00	0.00	2,000.00	1,000.00
Pool Maintenance - Contract	13,200.00	5,250.00	7,950.00	13,200.00	0.00	13,200.00	0.00
Amenity Center Maintenance & Repair	7,500.00	3,087.00	4,413.00	7,500.00	0.00	40,000.00	32,500.00
Security Monitoring	1,500.00	250.00	1,250.00	1,500.00	0.00	1,500.00	0.00
Undesignated Reserves	0.00	0.00	0.00	0.00	0.00	50,000.00	50,000.00
TOTAL OTHER PHYSICAL ENVIRONMENT	\$220,637.00	\$88,782.00	\$163,432.00	(\$57,205.00)	\$8,338.00	\$511,008.00	\$290,371.00
TOTAL EXPENDITURES	\$367,450.00	\$161,027.00	\$322,167.00	(\$45,283.00)	\$30,886.00	\$706,058.00	\$338,608.00
EXCESS OF REVENUES OVER/(UNDER) EXPENDITURES	\$0.00	\$139,320.00	(\$22,631.37)	(\$22,631.37)	(\$98,800.37)	\$0.00	\$0.00

SHERWOOD MANOR GENERAL FUND 001

Financial & Administrative

District Manager

The District retains the services of a consulting manager, who is responsible for the daily administration of the District's business, including any and all financial work related to the Bond Funds and Operating Funds of the District, and preparation of the minutes of the Board of Supervisors. In addition, the District Manager prepares the Annual Budget(s), implements all policies of the Board of Supervisors, and attends all meetings of the Board of Supervisors.

District Engineer

Consists of attendance at scheduled meetings of the Board of Supervisors, offering advice and consultation on all matters related to the works of the District, such as bids for yearly contracts, operating policy, compliance with regulatory permits, etc.

Disclosure Reporting

On a quarterly and annual basis, disclosure of relevant district information is provided to the Muni Council, as required within the bond indentures.

Trustees Fees

This item relates to the fee assessed for the annual administration of bonds outstanding, as required within the bond indentures.

Auditing Services

The District is required to annually undertake an independent examination of its books, records and accounting procedures. This audit is conducted pursuant to State Law and the Rules of the Auditor General.

Postage, Phone, Fax, Copies

This item refers to the cost of materials and service to produce agendas and conduct day-to-day business of the District.

Public Officials Insurance

The District carries Public Officials Liability in the amount of \$1,000,000.

Legal Advertising

This is required to conduct the official business of the District in accordance with the Sunshine Law and other advertisement requirements as indicated by the Florida Statutes.

Bank Fees

The District operates a checking account for expenditures and receipts.

Dues, Licenses & Fees

The District is required to file with the County and State each year.

Miscellaneous Fees

To provide for unbudgeted administrative expenses.

Office Supplies

Cost of daily supplies required by the District to facilitate operations.

Website Administration

This is for maintenance and administration of the Districts official website.

SHERWOOD MANOR GENERAL FUND 001

Legal Counsel

District Counsel

Requirements for legal services are estimated at an annual expenditures on an as needed and also cover such items as attendance at scheduled meetings of the Board of Supervisor's, Contract preparation and review, etc.

Electric Utility Services

Electric Utility Services

This item is for street lights, pool, recreation facility and other common element electricity needs.

Other Physical Environment

Waterway Management System

This item is for maintaining the multiple waterways that compose the District's waterway management system and aids in controlling nuisance vegetation that may otherwise restrict the flow of water.

Property & Casualty Insurance

The District carries \$1,000,000 in general liability and also has sovereign immunity.

Entry & Walls Maintenance

This item is for maintaining the main entry feature and other common area walls.

Landscape Maintenance

The District contracts with a professional landscape firm to provide service through a public bid process. This fee does not include replacement material or irrigation repairs.

Miscellaneous Landscape

This item is for any unforeseen circumstances that may effect the appearance of the landscape program.

Plant Replacement Program

This item is for landscape items that may need to be replaced during the year.

SHERWOOD MANOR

DEBT SERVICE FUND SERIES 2018

REVENUES

CDD Debt Service Assessments	\$	630,763
TOTAL REVENUES	\$	630,763

EXPENDITURES

Series 2018 May Bond Interest Payment	\$	229,581
Series 2018 November Bond Principal Payment	\$	175,000
Series 2018 November Bond Interest Payment	\$	226,181
TOTAL EXPENDITURES	\$	630,763
EXCESS OF REVENUES OVER EXPENDITURES	\$	-

ANALYSIS OF BONDS OUTSTANDING

Bonds Outstanding - Period Ending 11/1/2022	\$	8,915,000
Principal Payment Applied Toward Series 2018 Bonds	\$	175,000
Bonds Outstanding - Period Ending 11/1/2023	\$	8,740,000

SHERWOOD MANOR

DEBT SERVICE FUND

SERIES 2023

REVENUES	
CDD Debt Service Assessments	\$ -
TOTAL REVENUES	\$ -
EXPENDITURES	
Series 2023 May Bond Interest Payment	\$ -
Series 2023 November Bond Principal Payment	\$ -
Series 2023 November Bond Interest Payment	\$ -
TOTAL EXPENDITURES	\$ -
EXCESS OF REVENUES OVER EXPENDITURES	\$ -
ANALYSIS OF BONDS OUTSTANDING	
Bonds Outstanding - Period Ending 11/1/2022	\$ -
Principal Payment Applied Toward Series 2023 Bonds	\$ -
Bonds Outstanding - Period Ending 11/1/2023	\$ -

* Series 2022 Bonds Principal and Debt Service obligation to be established at issuance.

SHERWOOD MANOR

SCHEDULE OF ANNUAL ASSESSMENTS ⁽¹⁾

Lot Size	EAU Value	Unit Count	FISCAL YEAR 2023			FISCAL YEAR 2024			Total Increase / (Decrease) in Annual Assmt
			Debt Service Per Unit	O&M Per Unit	FY 2023 Total Assessment	Debt Service Per Unit	O&M Per Unit	FY 2024 Total Assessment	
SERIES 2018 - ASSESSMENT AREA ONE									
Single Family 50'	1.00	397	\$1,561.85	\$907.81	\$2,469.66	\$1,561.85	\$907.81	\$2,469.67	\$0.00
Single Family 60'	1.20	28	\$1,874.23	\$1,089.38	\$2,963.61	\$1,874.23	\$1,089.38	\$2,963.61	\$0.00
Area Subtotal		425							
Series 2023- ASSESSMENT AREA TWO									
Single Family 55'	1.10	148	\$0.00		\$0.00	\$1,901.45	\$998.60	\$2,900.05	\$2,900.05
Single Family 60'	1.20	195	\$0.00		\$0.00	\$2,074.31	\$1,089.38	\$3,163.68	\$3,163.68
Area Subtotal		343							
Total		768							

Notations:

⁽¹⁾ Annual assessments are adjusted for the Hillsborough County collection costs and statutory discounts for early payment.

RESOLUTION 2023-06

A RESOLUTION OF THE BOARD OF SUPERVISORS OF THE SHERWOOD MANOR COMMUNITY DEVELOPMENT DISTRICT IMPOSING ANNUALLY RECURRING OPERATIONS AND MAINTENANCE NON-AD VALOREM SPECIAL ASSESSMENTS; PROVIDING FOR COLLECTION AND ENFORCEMENT OF ALL DISTRICT SPECIAL ASSESSMENTS; CERTIFYING AN ASSESSMENT ROLL; PROVIDING FOR AMENDMENT OF THE ASSESSMENT ROLL; PROVIDING FOR CHALLENGES AND PROCEDURAL IRREGULARITIES; APPROVING THE FORM OF A BUDGET FUNDING AGREEMENT; PROVIDING FOR SEVERABILITY; PROVIDING FOR AN EFFECTIVE DATE.

WHEREAS, the Sherwood Manor Community Development District (“**District**”) is a local unit of special-purpose government established pursuant to Chapter 190, Florida Statutes for the purpose of providing, preserving, operating, and maintaining infrastructure improvements, facilities, and services to the lands within the District;

WHEREAS, the District is located in Hillsborough County, Florida (“**County**”);

WHEREAS, the Board of Supervisors of the District (“**Board**”) hereby determines to undertake various activities described in the District’s adopted budget for fiscal year 2023-2024 attached hereto as **Exhibit A (“FY 2023-2024 Budget”)** and incorporated as a material part of this Resolution by this reference;

WHEREAS, the District must obtain sufficient funds to provide for the activities described in the FY 2023-2024 Budget;

WHEREAS, the provision of the activities described in the FY 2023-2024 Budget is a benefit to lands within the District;

WHEREAS, the District may impose non-ad valorem special assessments on benefited lands within the District pursuant to Chapter 190, Florida Statutes;

WHEREAS, such special assessments may be placed on the County tax roll and collected by the local Tax Collector (“**Uniform Method**”) pursuant to Chapters 190 and 197, Florida Statutes;

WHEREAS, the District has, by resolution and public notice, previously evidenced its intention to utilize the Uniform Method;

WHEREAS, the District has approved an agreement with the County Property Appraiser (“**Property Appraiser**”) and County Tax Collector (“**Tax Collector**”) to provide for the collection of special assessments under the Uniform Method;

WHEREAS, it is in the best interests of the District to proceed with the imposition, levy, and collection of the annually recurring operations and maintenance non-ad valorem special assessments on all assessable lands in the amount contained for each parcel's portion of the FY 2023-2024 Budget ("**O&M Assessments**");

WHEREAS, the Board desires to collect the annual installment for the previously levied debt service non-ad valorem special assessments ("**Debt Assessments**") in the amounts shown in the FY 2023-2024 Budget;

WHEREAS, the District adopted an assessment roll as maintained in the office of the District Manager, available for review, and incorporated as a material part of this Resolution by this reference ("**Assessment Roll**");

WHEREAS, it is in the best interests of the District to certify a portion of the Assessment Roll on the parcels designated in the Assessment Roll to the Tax Collector pursuant to the Uniform Method and to directly collect a portion of the Assessment Roll on the parcels designated in the Assessment Roll through the direct collection method pursuant to Chapter 190, Florida Statutes;

WHEREAS, it is in the best interests of the District to permit the District Manager to amend the Assessment Roll, including the property certified to the Tax Collector by this Resolution, as the Property Appraiser updates the property roll, for such time as authorized by Florida law; and

WHEREAS, **SM-Ruskin Development, LLC**, a Florida limited liability company ("**Developer**"), as the developer of certain lands within the District, has agreed to fund (in addition to its portion of the O/M Assessments) up to \$706,058.00 of the FY 2023-2024 Budget as shown in the revenues line item of the FY 2023-2024 Budget pursuant to a budget funding agreement.

NOW, THEREFORE, BE IT RESOLVED BY THE BOARD:

Section 1. Benefit from Activities and O&M Assessments. The provision of the activities described in the FY 2023-2024 Budget confer a special and peculiar benefit to the lands within the District, which benefits exceed or equal the O&M Assessments allocated to such lands. The allocation of the expenses of the activities to the specially benefited lands is shown in the FY 2023-2024 Budget and in the Assessment Roll.

Section 2. O&M Assessments Imposition. Pursuant to Chapter 190, Florida Statutes and procedures authorized by Florida law for the levy and collection of special assessments, the O&M Assessments are hereby imposed and levied on benefited lands within the District in accordance with the FY 2023-2024 Budget and Assessment Roll. The lien of the O&M Assessments imposed and levied by this Resolution shall be effective upon passage of this Resolution.

Section 3. Collection and Enforcement of District Assessments.

- a. **Uniform Method for certain Debt Assessments and certain O&M Assessments.** The collection of the Debt Assessments and O&M Assessments on

certain lands designated for collection using the Uniform Method as described in the Assessment Roll, shall be at the same time and in the same manner as County taxes in accordance with the Uniform Method. All assessments collected by the Tax Collector shall be due, payable, and enforced pursuant to Chapter 197, Florida Statutes.

b. Direct Bill for Certain Debt Assessments.

- i. The Debt Assessments on undeveloped and unplatted lands will be collected directly by the District in accordance with Florida law, as set forth in the Assessment Roll.
- ii. Debt Assessments directly collected by the District are due in full on December 1, 2023; provided, however, that, to the extent permitted by law, the Debt Assessments due may be paid in several partial, deferred payments and according to the following schedule:
 - 1. 50% due no later than December 1, 2023
 - 2. 25% due no later than February 1, 2024
 - 3. 25% due no later than May 1, 2024
- iii. In the event that a Debt Assessment payment is not made in accordance with the schedule stated above, the whole Debt Assessment – including any remaining partial or deferred payments for Fiscal Year 2023-2024 as well as any future installments of the Debt Assessment – shall immediately become due and payable. Such Debt Assessment shall accrue interest (at the applicable rate of any bonds or other debt instruments secured by the Debt Assessment), statutory penalties in the amount of 1% per month, and all costs of collection and enforcement. Such Debt Assessment shall either be enforced pursuant to a foreclosure action, or, at the District’s sole discretion, collected pursuant to the Uniform Method on a future tax bill, which amount may include penalties, interest, and costs of collection and enforcement.
- iv. In the event a Debt Assessment subject to direct collection by the District shall be delinquent, the District Manager and District Counsel, without further authorization by the Board, may initiate foreclosure proceedings pursuant to Chapter 170, Florida Statutes or other applicable law to collect and enforce the whole assessment, as set forth herein.

c. Direct Bill for Certain O&M Assessments.

- i. The O&M Assessments on certain lands (as designated for direct collection in the Assessment Roll) will be collected directly by the District in accordance with Florida law, as set forth in the Assessment Roll.
- ii. O&M Assessments directly collected by the District are due in full on December 1, 2023; provided, however, that, to the extent permitted by law, the O&M Assessments due may be paid in several partial, deferred payments and according to the following schedule:
 - 1. 50% due no later than December 1, 2023
 - 2. 25% due no later than February 1, 2024
 - 3. 25% due no later than April 1, 2024
- iii. In the event that an O&M Assessment payment is not made in accordance with the schedule stated above, the whole O&M Assessment may immediately become due and payable. Such O&M Assessment shall

accrue statutory penalties in the amount of 1% per month and all costs of collection and enforcement. Such O&M Assessment shall either be enforced pursuant to a foreclosure action, or, at the District's sole discretion, collected pursuant to the Uniform Method on a future tax bill, which amount may include penalties and costs of collection and enforcement.

- d. **Future Collection Methods.** The decision to collect special assessments by any particular method – e.g., on the tax roll or by direct bill – does not mean that such method will be used to collect special assessments in future years, and the District reserves the right in its sole discretion to select collection methods in any given year, regardless of past practices.

Section 4. Certification of Assessment Roll. The Assessment Roll is hereby certified and authorized to be transmitted to the Tax Collector.

Section 5. Assessment Roll Amendment. The District Manager shall keep apprised of all updates made to the County property roll by the Property Appraiser after the date of this Resolution and shall amend the Assessment Roll in accordance with any such updates, for such time as authorized by Florida law. After any amendment of the Assessment Roll, the District Manager shall file the updates to the tax roll in the District records.

Section 6. Assessment Challenges. The adoption of this Resolution shall be the final determination of all issues related to the O&M Assessments as it relates to property owners whose benefited property is subject to the O&M Assessments (including, but not limited to, the determination of special benefit and fair apportionment to the assessed property, the method of apportionment, the maximum rate of the O&M Assessments, and the levy, collection, and lien of the O&M Assessments), unless proper steps shall be initiated in a court of competent jurisdiction to secure relief within 30 days from adoption date of this Resolution.

Section 7. Procedural Irregularities. Any informality or irregularity in the proceedings in connection with the levy of the O&M Assessments shall not affect the validity of the same after the adoption of this Resolution, and any O&M Assessments as finally approved shall be competent and sufficient evidence that such O&M Assessment was duly levied, that the O&M Assessment was duly made and adopted, and that all other proceedings adequate to such O&M Assessment were duly had, taken, and performed as required.

Section 8. Approving the Form of a Budget Funding Agreement with Developer. The Budget Funding Agreement between the District and Developer attached hereto as **Exhibit B** is hereby approved in substantial form. The Chair or the Vice-Chair of the Board are hereby authorized and directed to execute and deliver said agreement on behalf of and in the name of the District. The Secretary or any Assistant Secretary of the Board are hereby authorized to attest such execution. Any additions, deletions or modifications may be made and approved by the Chair or the Vice-Chair and their execution of the agreement shall be conclusive evidence of such approval.

Section 9. Severability. The invalidity or unenforceability of any one or more provisions of this Resolution shall not affect the validity or enforceability of the remaining portions of this Resolution, or any part thereof.

Section 10. Effective Date. This Resolution shall take effect upon the passage and adoption of this Resolution by the Board.

Passed and Adopted on August 3RD, 2023.

Attested By:

**Sherwood Manor Community
Development District**

Print Name: _____
Secretary/Assistant Secretary

Print Name: _____
Chair/Vice Chair of the Board of Supervisors

Exhibit A: FY 2023-2024 Budget

Exhibit B: Form of Budget Funding Agreement with Developer

**FY 2023-2024 Operations and Maintenance
Budget Funding Agreement
(Sherwood Manor Community Development District)**

This FY 2023-2024 Operations and Maintenance Budget Funding Agreement (this “**Agreement**”) is made and entered into as of August 31, 2023, between the **Sherwood Manor Community Development District**, a local unit of special-purpose government, established pursuant to Chapter 190, Florida Statutes (the “**District**”), whose mailing address is 2005 Pan Am Circle, Suite 300, Tampa, Florida 33607 and **SM-Ruskin Development, LLC**, a Florida limited liability company, whose mailing address is 111 S. Armenia Avenue, Suite 201, Tampa, Florida 33609 (collectively, the “**Developer**”).

Recitals

WHEREAS, the District was established for the purpose of providing, preserving, operating, and maintaining infrastructure improvements, facilities, and services to the lands within the District;

WHEREAS, the District is adopting its budget for fiscal year 2023-2024 as attached hereto as **Exhibit A** (the “**FY 2023-2024 Budget**”), which commences on October 1, 2023, and concludes on September 30, 2024;

WHEREAS, the District has the option of levying non-ad valorem assessments on all lands that will benefit from the activities set forth in the FY 2023-2024 Budget, and/or utilizing such other revenue sources as may be available to it;

WHEREAS, the District is willing to allow the Developer to provide such funds as are necessary to allow the District to proceed with its activities as described the FY 2023-2024 Budget so long as payment is timely provided;

WHEREAS, the Developer presently owns certain property within the District as reflected on the assessment roll on file with the District Manager (the “**Property**”);

WHEREAS, the Developer agrees that the activities of the District described in the FY 2023-2024 Budget provide a special and peculiar benefit to the Property that is equal to or in excess of the expenses reflected in the FY 2023-2024 Budget; and

WHEREAS, the Developer has agreed to enter into this Agreement in addition to the non-ad valorem special assessments allocated to the Property to fund the activities of the District as set forth in the FY 2023-2024 Budget.

Operative Provisions

Now, therefore, based upon good and valuable consideration and the mutual covenants of the parties, the receipt of which and sufficiency of which are hereby acknowledged, the parties agree as follows:

- 1. Funding Obligations.** From time to time during the 2023-2024 fiscal year, the Developer agrees to make available to the District the aggregate sum of up to \$ _____ *[Insert Adopted 2023-2024 Budget Amount]* in accordance with the FY 2023-2024 Budget as such expenses are incurred by the District. Such payments shall be made within 30 days of written request for funding by the District. All funds provided hereunder shall be placed in the District's general operating account.

2. **FY 2023-2024 Operations and Maintenance Reports, Budget Reports and Budget Amendments.** Each month during FY 2023-2024, the Developer shall provide the District Manager with a written report on the projected additions to the completed and developed phases within the District during FY 2023-2024. The District Manager shall provide the Developer with a monthly written report with the actual expenses for the previous month and anticipated expenses and operational activities for the remainder of the year based on current District operations and additional maintenance responsibilities which may be added during FY 2023-2024. The District and Developer agree that the FY 2023-2024 Budget shall be revised at the end of the 2023-2024 fiscal year to reflect the actual expenditures of the District for the period beginning on October 1, 2023 and ending on September 30, 2024. The Developer shall not be responsible for any additional costs other than those costs provided for in the FY 2023-2024 Budget. However, if the actual expenditures of the District are less than the amount shown in the FY 2023-2024 Budget, the Developer's funding obligations under this Agreement shall be reduced by that amount.
3. **Right to Lien Property.**
 - a. The District shall have the right to file a continuing lien (“**Lien**”) upon the Property for all payments due and owing under this Agreement and for interest thereon, and for reasonable attorneys' fees, paralegals' fees, expenses and court costs incurred by the District incident to the collection of funds under this Agreement or for enforcement of this Lien. In the event the Developer sells any portion of the Property after the execution of this Agreement, the Developer's rights and obligations under this Agreement shall remain the same, provided however that the District shall only have the right to file a Lien upon the remaining Property owned by the Developer.
 - b. The Lien shall be effective as of the date and time of the recording of a “Notice of Lien for the FY 2023-2024 Budget” in the public records of the county, stating among other things, the description of the real property and the amount due as of the recording of the Notice, and the existence of this Agreement.
 - c. The District Manager, in its sole discretion, is hereby authorized by the District to file the Notice on behalf of the District, without the need of further Board action authorizing or directing such filing. At the District Manager's direction, the District may also bring an action at law against the record title holders to the Property to pay the amount due under this Agreement, may foreclose the Lien against the Property in any manner authorized by law, or may levy special assessments for the Lien amount and certify them for collection by the tax collector.
4. **Default.** A default by either party under this Agreement shall entitle the other to all remedies available at law or in equity, which shall include, but not be limited to, the right to seek specific performance of the Developer's payment obligations under this Agreement, but shall not include special, consequential, or punitive damages.
5. **Enforcement and Attorney Fees.** In the event either party is required to enforce this Agreement, then the prevailing party shall be entitled to all fees and costs, including reasonable attorney's fees and costs, from the non-prevailing party.
6. **Governing Law and Venue.** This Agreement and the provisions contained herein shall be construed, interpreted and controlled according to the laws of the State of Florida with venue in the county where the District is located.

7. **Interpretation.** This Agreement has been negotiated fully between the parties as an arm's length transaction. The parties participated fully in the preparation of this Agreement with the assistance of their respective counsel. In the case of a dispute concerning the interpretation of any provision of this Agreement, the parties are each deemed to have drafted, chosen and selected the language, and the doubtful language will not be interpreted or construed against any party.
8. **Termination of Agreement.** The Agreement shall be effective upon execution by both parties hereto and shall remain in force until the end of the 2023-2024 fiscal year on September 30, 2024. The lien and enforcement provisions of this Agreement shall survive its termination, until all payments due under this Agreement are paid in full.
9. **Third Parties.** This Agreement is solely for the benefit of the parties hereto and no right or cause of action shall accrue upon or by reason hereof, to or for the benefit of any third party not a formal party hereto. Nothing in this Agreement expressed or implied is intended or shall be construed to confer upon any person or corporation other than the parties hereto any right, remedy or claim under or by reason of this Agreement or any provisions or conditions hereof; and all of the provisions, representations, covenants and conditions herein contained shall inure to the sole benefit of and shall be binding upon the parties hereto and their respective representatives, successors and assigns.
10. **Amendments.** Amendments to and waivers of the provisions contained in this Agreement may be made only by an instrument in writing which is executed by both of the parties hereto.
11. **Assignment.** This Agreement may be assigned, in whole or in part, by either party only upon the written consent of the other, which consent shall not be unreasonably withheld.
12. **Authority.** The execution of this Agreement has been duly authorized by the appropriate body or official of all parties hereto, each party has complied with all the requirements of law, and each party has full power and authority to comply with the terms and provisions of this instrument.
13. **Entire Agreement.** This instrument shall constitute the final and complete expression of this Agreement between the parties relating to the subject matter of this Agreement.

IN WITNESS WHEREOF, the parties have executed this Agreement as of the date first written above.

SM-Ruskin Development, LLC,
a Florida limited liability company

**Sherwood Manor Community
Development District**

By: **Eisenhower Management, Inc.,**
a Florida corporation,
Its Manager

Name: _____
Title: _____

Name: _____
Chair/Vice-Chair of the Board of Supervisors

Exhibit A: FY 2023-2024 Budget

RESOLUTION 2023-07

A RESOLUTION OF THE BOARD OF SUPERVISORS OF SHERWOOD MANOR COMMUNITY DEVELOPMENT DISTRICT DESIGNATING DATES, TIME AND LOCATION FOR REGULAR MEETINGS OF THE BOARD OF SUPERVISORS AND PROVIDING FOR AN EFFECTIVE DATE

WHEREAS, Sherwood Manor Community Development District (hereinafter the “District”) is a local unit of special-purpose government created and existing pursuant to Chapter 190, Florida Statutes, being situated entirely within Hillsborough County, Florida; and

WHEREAS, the District’s Board of Supervisors (hereinafter the “Board”), is statutorily authorized to exercise the powers granted to the District, but has not heretofore met; and

WHEREAS, all meetings of the Board shall be open to the public and governed by the provisions of Chapter 286, Florida Statutes; and

WHEREAS, the District is required by Florida law to prepare an annual schedule of its regular public meetings which designates the date, time, and location of the District’s meetings.

NOW, THEREFORE, BE IT RESOLVED BY THE BOARD OF SUPERVISORS OF SHERWOOD MANOR COMMUNITY DEVELOPMENT DISTRICT THAT:

Section 1. The annual public meeting schedule of the Board of Supervisors of the for the Fiscal Year 2024 attached hereto and incorporated by reference herein as Exhibit A is hereby approved and will be published and filed in accordance with the requirements of Florida law.

Section 2. The District Manager is hereby directed to submit a copy of the Fiscal Year 2024 annual public meeting schedule to Hillsborough County and the Department of Economic Opportunity.

Section 3. This Resolution shall become effective immediately upon its adoption.

PASSED AND ADOPTED THIS 3RD DAY OF AUGUST 2023

ATTEST:

**SHERWOOD MANOR
COMMUNITY DEVELOPMENT
DISTRICT**

SECRETARY/ASSISTANT SECRETARY

CHAIR/VICE-CHAIRMAN

EXHIBIT A

**BOARD OF SUPERVISORS MEETING DATES
SHERWOOD MANOR COMMUNITY DEVELOPMENT DISTRICT
FISCAL YEAR 2024**

FISCAL YEAR 2023/2024

October 05, 2023,	2:00 p.m.
November 02, 2023,	2:00 p.m.
December 07, 2023,	2:00 p.m.
January 04, 2024,	2:00 p.m.
February 01, 2024,	2:00 p.m.
March 07, 2024,	2:00 p.m.
April 04, 2024,	2:00 p.m.
May 02, 2024,	2:00 p.m.
June 06, 2024,	2:00 p.m.
July 04, 2024,	2:00 p.m.
August 01, 2024,	2:00 p.m.
September 05, 2024,	2:00 p.m.

**All meetings will convene at the Offices of Meritus located at 2005 Pan Am Circle, Suite 300,
Tampa, FL 33607**

**MINUTES OF MEETING
SHERWOOD MANOR
COMMUNITY DEVELOPMENT DISTRICT**

The Regular Meeting of the Board of Supervisors for Sherwood Manor Community Development District was held on Thursday, June 1, 2023, at 4:01 P.M. at the Offices of Inframark located at 2005 Pan Am Circle, Suite 300, Tampa, FL 33607

Present and constituting a quorum were:

Nicholas Dister	Chairman
Carlos de la Ossa	Vice-Chair
Albert Viera	Supervisor
Ryan Motko	Supervisor

Also present were:

Bryan Radcliff	District Manager
John Vericker	District Counsel
Kathryn Hopkinson	District Counsel
Gary Schwartz	District Field Manager

The following is a summary of the discussions and actions taken at the meeting.

FIRST ORDER OF BUSINESS **Call to Order/Roll Call**

Mr. Radcliff called the meeting to order, and a quorum was established.

SECOND ORDER OF BUSINESS **Public Comment**

There being no public comments, the next item followed.

THIRD ORDER OF BUSINESS **Business Items**

A. Consideration of Resolution 2023-04; Approving FY 2024 Proposed Budget & Setting Public Hearing

Mr. Radcliff briefly discussed the FY 2024 Proposed Budget with the Board.

On MOTION by Mr. Motko seconded by Mr. de la Ossa with all in favor Resolution 2023-04, approving the FY 2024 proposed budget and setting the public hearing for August 3, 2023, at 2:00 P.M., was adopted. 4-0

B. Discussion on Board of Supervisor Resignation – Steve Luce

The Board of Supervisors reviewed the resignation from Mr. Steve Luce. The seat will remain vacant.

On MOTION by Mr. de la Ossa seconded by Mr. Motko with all in favor the resignation from Steve Luce from Sherwood Manor CDD, was approved. 4-0

C. Discussion on Midge Fly Proposal

Mr. Radcliff discussed the Midge Fly proposal from Aquatics regarding seasonal services for the ponds and there are currently five (5) ponds in the development.

On MOTION by Mr. de la Ossa seconded by Mr. Motko with all in favor the Aquatics Midge Fly proposal for seasonal services to all five (5) ponds, was approved. 4-0

D. General Matters of the District

There being no additional general matters of the District, the next item followed.

FOURTH ORDER OF BUSINESS Consent Agenda

- A. Consideration of Board of Supervisor’s Meeting Minutes of the Regular Meeting May 04, 2023**
- B. Consideration of Operations and Maintenance Expenditures April 2023**
- C. Review of Financial Statements Month Ending April 30, 2023**

The Board reviewed the consent agenda items as presented.

On MOTION by Mr. Motko seconded by Mr. Viera with all in favor Consent Agenda items A through C, were approved. 4-0

FIFTH ORDER OF BUSINESS Vendor and Staff Reports

- A. District Counsel**
- B. District Manager**
 - i. Community Inspection Reports**
- C. District Engineer**

The Community inspection report was provided to the Board for review. There being no additional reports, the next item followed.

SIXTH ORDER OF BUSINESS Board of Supervisors Requests and Comments

There being no comments or request by the Board of Supervisors, the next item followed.

SEVENTH ORDER OF BUSINESS

Adjournment

There being no further business,

On MOTION by Mr. Motko seconded by Mr. Dister with all in favor the meeting was adjourned.

Angie Grunwald
Assistant Secretary

Nicholas Dister
Chairperson

DRAFT

SHERWOOD MANOR CDD
Summary of Operations and Maintenance Invoices

Vendor	Invoice/Account Number	Amount	Vendor Total	Comments/Description
Monthly Contract				
CHARTER COMMUNICATIONS	0134240050123	\$142.96		INTERNET SERVICES 05/01/23-05/31/23
INFRAMARK LLC	93730	\$4,026.42		DISTRICT INVOICE APRIL 2023
Monthly Contract Subtotal		\$4,169.38		
Variable Contract				
ALBERTO VIERA	AV 050423	\$200.00		SUPERVISOR FEE 05/04/23
CARLOS DE LA OSSA	CDLO 050423	\$200.00		SUPERVISOR FEE 05/04/23
NICHOLAS J. DISTER	ND 050423	\$200.00		SUPERVISOR FEE 05/04/23
RYAN MOTKO	RM 050423	\$200.00		SUPERVISOR FEE 05/04/23
STRALEY ROBIN VERICKER	23035	\$567.70		GENERAL CONSULTING - PROFESSIONAL SERVICES THRU - 04/15/23
Variable Contract Subtotal		\$1,367.70		
Utilities				
BOCC	8726963466 042723	\$224.19		WATER SERVICE 03/29/23-04/26/23
TECO	321000026005 050523	\$6,149.13		BULK BILLING - ELECTRICITY SERVICES 02/28/23-03/28/23
Utilities Subtotal		\$6,373.32		
Regular Services				
ACTION SECURITY, INC	23016	\$125.00		SERVICE BILLING
FLORIDA DEPARTMENT OF HEALTH	29602021524 052223	\$275.00		POOL PERMIT RENEWAL
SPEAREM ENTERPRISES	5749	\$660.00		CLUBHOUSE CLEANING 04/21/23 - 05/12/23
STANTEC CONSULTING SERVICES	2077351	\$364.50		DISTRICT ENGINEER SERVICES THRU - 04/21/23
Regular Services Subtotal		\$1,424.50		
Additional Services				
MHD COMMUNICATIONS	27301	\$112.50		CAMERA REPAIR
Additional Services Subtotal		\$112.50		
TOTAL		\$13,447.40		

Approved (with any necessary revisions noted):

SHERWOOD MANOR CDD Summary of Operations and Maintenance Invoices
--

Vendor	Invoice/Account Number	Amount	Vendor Total	Comments/Description

Signature: _____

Title (Check one):

Chariman Vice Chariman Assistant Secretary



Received

MAY 08 2023

May 1, 2023
Invoice Number: 0134240050123
Account Number: 8338 12 028 0134240
Security Code: 4957
Service At: 1801 12TH ST SE
RUSKIN FL 33570

NEWS AND INFORMATION

Contact Us
Visit us at SpectrumBusiness.net
Or, call us at 1-866-519-1263

NOTE. Taxes, Fees and Charges listed in the Summary only apply to Spectrum Business TV and Spectrum Business Internet and are detailed on the following page. Taxes, Fees and Charges for Spectrum Business Voice are detailed in the Billing Information section.

Summary *Service from 05/01/23 through 05/31/23 details on following pages*

Keep your customers entertained with Spectrum Business TV Essentials! Call 1-855-259-8145 today.

NEW! Get a second mobile unlimited line **FREE** when you buy one mobile unlimited line! Call 1-833-539-1794 to learn how.

Previous Balance	142.96
Payments Received -Thank You!	-142.96
Remaining Balance	\$0.00
Spectrum Business™ Internet	122.97
Spectrum Business™ Voice	19.99
Current Charges	\$142.96
Total Due by 05/18/23	\$142.96

Thank you for choosing Spectrum Business.
We appreciate your prompt payment and value you as a customer.



4145 S. FALKENBURG RD RIVERVIEW FL 33578-8652
8338 1200 NO RP 01 05022023 NNNNNYNN 01 000244 0001

SHERWOOD MANOR CDD
2005 PAN AM CIR STE 300
TAMPA FL 33607-6008

May 1, 2023
SHERWOOD MANOR CDD

Invoice Number: 0134240050123
Account Number: 8338 12 028 0134240
Service At: 1801 12TH ST SE
RUSKIN FL 33570

Total Due by 05/18/23	\$142.96
Amount you are enclosing	\$

Please Remit Payment To:

CHARTER COMMUNICATIONS
PO BOX 7186
PASADENA CA 91109-7186



833812028013424000142968

Invoice Number: 0134240050123
 Account Number: 8338 12 028 0134240
 Security Code: 4957

Contact Us
 Visit us at SpectrumBusiness.net
 Or, call us at 1-866-519-1263

8338 1200 NO RP 01 05022023 NNNNNYNN 01 000244 0001

Charge Details

Previous Balance		142.96
Check Payment	04/19	-142.96
Remaining Balance		\$0.00

Payments received after 06/01/23 will appear on your next bill.

Service from 06/01/23 through 06/31/23

Spectrum Business™ Internet

Spectrum WiFi	0.00
Security Suite	0.00
Domain Name	0.00
Vanity Email	0.00
Static IP 1	19.99
Spectrum Business Internet Ultra	199.99
Promotional Discount	-105.00
Business WiFi	7.99
	\$122.97

Spectrum Business™ Internet Total \$122.97

Spectrum Business™ Voice

Phone number (813) 260-3697	
Spectrum Business Voice	49.99
Promotional Discount	-30.00
Voice Mail	0.00
	\$19.99

For additional call details,
 please visit SpectrumBusiness.net

Spectrum Business™ Voice Total \$19.99

Current Charges \$142.96

Total Due by 05/18/23 \$142.96

Billing Information

Tax and Fees - This statement reflects the current taxes and fees for your area (including sales, excise, user taxes, etc.). These taxes and fees may change without notice. Visit spectrum.net/taxesandfees for more information.

Spectrum Terms and Conditions of Service - In accordance with the Spectrum Business Services Agreement, Spectrum services are billed on a monthly basis. Spectrum does not provide credits for monthly subscription services that are cancelled prior to the end of the current billing month.

Terms & Conditions - Spectrum's detailed standard terms and conditions for service are located at spectrum.com/policies.

Notice - Nonpayment of any portion of your cable television, high-speed data, and/or Digital Phone service could result in disconnection of any of your Spectrum provided services.

Authorization to Convert your Check to an Electronic Funds Transfer Debit - If your check is returned, you expressly authorize your bank account to be electronically debited for the amount of the check plus any applicable fees. The use of a check for payment is your acknowledgment and acceptance of this policy and its terms and conditions.

The following taxes, fees and surcharges are included in the price of the applicable service - . FEES AND CHARGES: E911 Fee \$0.40, Federal USF \$1.00, Florida CST \$2.10, Sales Tax \$0.02, TRS Surcharge \$0.10.

Billing Practices - Spectrum Business mails monthly, itemized invoices for all monthly services in advance. A full payment is required on or before the due date indicated on this invoice. Payments made after the indicated due date may result in a late payment processing charge. Failure to pay could result in the disconnection of all your Spectrum Business service(s). Disconnection of Business Voice service may also result in the loss of your phone number.

Continued on the next page...

Local Spectrum Store: 12970 S US Hwy 301, Suite 105, Riverview FL 33579 Store Hours: Mon thru Sat - 10:00am to 8:00pm; Sun - 12:00pm to 5:00pm

Local Spectrum Store: 872 Brandon Town Center Mall, Brandon FL 33511 Store Hours: Mon thru Sat - 10:00am to 8:00pm and Sun - 12:00pm to 5:00pm

Simplify your life with Auto Pay!

Spend less time paying your bill
 and more time doing what you love.

It's Easy - No more checks, stamps or trips to the post office
 It's Secure - Powerful technology keeps your information safe
 It's Flexible - Use your checking, savings, debit or credit card
 It's FREE - And helps save time, postage and the environment

Set up easy, automatic bill payments with **Auto Pay!**

Visit: spectrumbusiness.net/payment
 (My Account login required)



Payment Options

Pay Online - Visit us at SpectrumBusiness.net/payment to get started today! Your account number and security code are needed to register.

Pay by Phone - Make a payment free of charge using our automated payment option at 1-866-519-1263; and authorize payment directly from your bank account or credit card.

For questions or concerns, please call **1-866-519-1263**.





INVOICE

2002 West Grand Parkway North
Suite 100
Katy, TX 77449

INVOICE#

#93730

DATE

4/28/2023

BILL TO

Sherwood Manor CDD
2005 Pan Am Cir Ste 300
Tampa FL 33607-6008
United States

CUSTOMER ID

C2308

NET TERMS

Net 30

PO#**DUE DATE**

5/28/2023

Services provided for the Month of: April 2023

DESCRIPTION	QTY	UOM	RATE	MARKUPP	AMOUNT
District Management	1	Ea	2,500.00		2,500.00
Field Management	1	Ea	1,000.00		1,000.00
Website Maintenance / Admin	1	Ea	125.00		125.00
B/W Copies	2	Ea	0.15		0.30
Postage	21	Ea	0.60		12.60
Eric Davidson 2-17-2023 DNH*GODADDY.COM : Domain Renewal \$38.52	1	Ea	38.52		38.52
Dissemination Services	1	Ea	350.00		350.00
Subtotal					4,026.42

Subtotal	\$4,026.42
Tax	\$0.00
Total Due	\$4,026.42

Remit To : Inframark LLC, PO BOX 733778, Dallas, Texas, 75373-3778

To pay by Credit Card, please contact us at 281-578-4299, 9:00am - 5:30pm EST, Monday – Friday. A surcharge fee may apply.

To pay via ACH or Wire, please refer to our banking information below:

Account Name: INFRAMARK, LLC

ACH - Bank Routing Number: 111000614 / Account Number: 912593196

Wire - Bank Routing Number: 021000021 / SWIFT Code: CHASUS33 / Account Number: 912593196

Please include the Customer ID and the Invoice Number on your form of payment.

SHERWOOD MANOR CDD
MEETING DATE: May 04, 2023

DMS: _____

BRYAN RAJULI

SUPERVISORS	CHECK IF IN ATTENDANCE	STATUS	PAYMENT AMOUNT
Carlos de la Ossa	✓	Salary Accepted	\$200.00
Ryan Motko	✓	Salary Accepted	\$200.00
Nick Dister	✓	Salary Accepted	\$200.00
Albert Viera	✓	Salary Accepted	\$200.00
Steve Luce		Salary Accepted	\$200.00

AV 050423

SHERWOOD MANOR CDD
MEETING DATE: May 04, 2023

DMS: _____

[Handwritten signature]
BYRON RAJULI

SUPERVISORS	CHECK IF IN ATTENDANCE	STATUS	PAYMENT AMOUNT
Carlos de la Ossa	✓	Salary Accepted	\$200.00
Ryan Motko	✓	Salary Accepted	\$200.00
Nick Dister	✓	Salary Accepted	\$200.00
Albert Viera	✓	Salary Accepted	\$200.00
Steve Luce		Salary Accepted	\$200.00

Cd10 050423

SHERWOOD MANOR CDD
MEETING DATE: May 04, 2023

DMS:

[Handwritten signature]
RYAN RAJL277

SUPERVISORS	CHECK IF IN ATTENDANCE	STATUS	PAYMENT AMOUNT
Carlos de la Ossa	✓	Salary Accepted	\$200.00
Ryan Motko	✓	Salary Accepted	\$200.00
Nick Dister	✓	Salary Accepted	\$200.00
Albert Viera	✓	Salary Accepted	\$200.00
Steve Luce		Salary Accepted	\$200.00

ND 050423

SHERWOOD MANOR CDD
MEETING DATE: May 04, 2023

DMS: _____

[Handwritten Signature]
BRYAN RAJULI

SUPERVISORS	CHECK IF IN ATTENDANCE	STATUS	PAYMENT AMOUNT
Carlos de la Ossa	✓	Salary Accepted	\$200.00
Ryan Motko	✓	Salary Accepted	\$200.00
Nick Dister	✓	Salary Accepted	\$200.00
Albert Viera	✓	Salary Accepted	\$200.00
Steve Luce		Salary Accepted	\$200.00

Rm 050423

Straley Robin Vericker

1510 W. Cleveland Street

Tampa, FL 33606

Telephone (813) 223-9400

Federal Tax Id. - 20-1778458

SHERWOOD MANOR COMMUNITY DEVELOPMENT DISTRICT
2005 Pan Am Circle, Suite 300
Tampa, FL 33607

May 03, 2023

Client: 001497

Matter: 000001

Invoice #: 23035

Page: 1

RE: General

For Professional Services Rendered Through April 15, 2023

SERVICES

Date	Person	Description of Services	Hours	Amount
3/22/2023	LB	PREPARE DRAFT RESOLUTION APPROVING PROPOSED BUDGET AND SETTING PUBLIC HEARING FOR FY 2023-2024.	0.8	\$140.00
3/29/2023	JMV	REVIEW COMMUNICATION FROM C. DE LA OSSA; TELEPHONE CALL WITH C. DE LA OSSA; REVIEW CDD RECORDS REQUEST; DRAFT EMAIL TO D. DE LA OSSA AND J. TAYLOR.	0.6	\$225.00
4/4/2023	LB	PREPARE DRAFT QUARTERLY REPORT TO DISSEMINATION AGENT FOR PERIOD ENDED MARCH 31, 2023.	0.3	\$52.50
4/8/2023	JMV	PREPARE QUARTERLY DISTRICT COUNSEL REPORT TO CDD BOND DISSEMINATION AGENT.	0.3	\$112.50
4/14/2023	LB	FINALIZE QUARTERLY REPORT TO DISSEMINATION AGENT FOR PERIOD ENDED MARCH 31, 2023; PREPARE CORRESPONDENCE TO DISSEMINATION AGENT RE SAME.	0.2	\$35.00
Total Professional Services			2.2	\$565.00

DISBURSEMENTS

Date	Description of Disbursements	Amount
4/15/2023	Photocopies	\$2.70
Total Disbursements		\$2.70

May 03, 2023
Client: 001497
Matter: 000001
Invoice #: 23035

Page: 2

Total Services	\$565.00	
Total Disbursements	\$2.70	
Total Current Charges		\$567.70
Previous Balance		\$1,239.60
<i>Less Payments</i>		<i>(\$1,239.60)</i>
PAY THIS AMOUNT		\$567.70

Please Include Invoice Number on all Correspondence



Hillsborough County Florida

CUSTOMER NAME SHERWOOD MANOR CDD	ACCOUNT NUMBER 8726963466	BILL DATE 04/27/2023	DUE DATE 05/18/2023
--	-------------------------------------	--------------------------------	-------------------------------



Service Address: 1801 12TH ST SE

S-Page 1 of 1

METER NUMBER	PREVIOUS DATE	PREVIOUS READ	PRESENT DATE	PRESENT READ	CONSUMPTION	READ TYPE	METER DESCRIPTION
54676394	03/29/2023	3026	04/26/2023	3177	15100 GAL	ACTUAL	WATER

Service Address Charges

Customer Service Charge	\$5.28
Purchase Water Pass-Thru	\$45.60
Water Base Charge	\$18.34
Water Usage Charge	\$24.40
Sewer Base Charge	\$44.35
Sewer Usage Charge	\$86.22

Summary of Account Charges

Previous Balance	\$308.42
Net Payments	\$0.00
Past Due Amount	\$308.42
Bill Adjustments	\$15.42
Total Account Charges	\$224.19

AMOUNT DUE	\$548.03
-------------------	-----------------

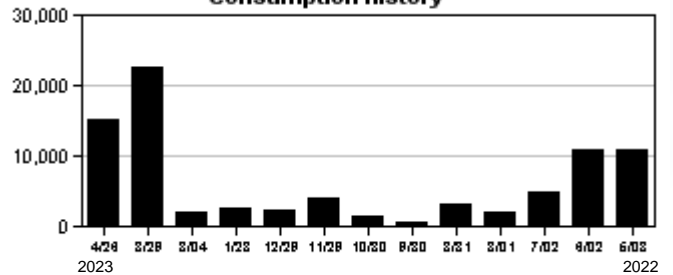
Miscellaneous Charges

Late Payment Charge	\$15.42
Total Miscellaneous Charges	\$15.42

Important Message

Code Inspectors uphold the County's water use restrictions ordinance. Avoid fines of up to \$500 by following the allowable irrigation days and times and additional rules found on HCFLGov.net/WaterRestrictions. Call (813) 224-8993 to report a violation.

Consumption History



Hillsborough County Florida

Make checks payable to: **BOCC**

ACCOUNT NUMBER: 8726963466



ELECTRONIC PAYMENTS BY CHECK OR

Automated Payment Line: (813) 276 8526
Internet Payments: HCFLGov.net/WaterBill
Additional Information: HCFLGov.net/Water



**** NOTICE ** THE BALANCE REFLECTS A PAST DUE AMOUNT TO AVOID DISCONNECTION OF SERVICE, PAYMENT MUST BE RECEIVED BY 3:00 P.M. ON THE DUE DATE**



SHERWOOD MANOR CDD
2005 PAN AM CIRCLE SUITE 300
TAMPA FL 33607-6008

1,736 8

DUE DATE	05/18/2023
AMOUNT DUE	\$548.03
AMOUNT PAID	

0087269634660 00000548032

ACCOUNT INVOICE

tampaelectric.com | f t p g+ in

Received

Statement Date: 05/05/23
Account: 321000026005

MAY 15 2023

SHERWOOD MANOR COMMUNITY DEVELOPMENT DISTRICT
2005 PAN AM CIR, STE 120
TAMPA, FL 33607-2529

Current month's charges:	\$6,203.44
Total amount due:	\$6,149.13
Payment Due By:	05/19/23

Your Account Summary

Previous Amount Due	\$0.00
Payment(s) Received Since Last Statement	\$0.00
Miscellaneous Credits	-\$54.31
Credit balance after payments and credits	-\$54.31
Current Month's Charges	\$6,203.44
Total Amount Due	\$6,149.13

00000007-0000038-Page 1 of 14

Things to do:

- ✓ Read new bill carefully
- ✓ Make note of new account number
- ✓ Check out guide on last page
- ✓ Register at tecoaccount.com

Amount not paid by due date may be assessed a late payment charge and an additional deposit.



More options for you.

Visit tecoaccount.com to view and pay your bill, manage your information and more, 24/7 from any device.

To ensure prompt credit, please return stub portion of this bill with your payment. Make checks payable to TECO.



WAYS TO PAY YOUR BILL



See reverse side for more information

Account: 321000026005

Current month's charges:	\$6,203.44
Total amount due:	\$6,149.13
Payment Due By:	05/19/23
Amount Enclosed	\$ _____

700375002665



00000007 FTeco505052322494600 00000 01 01000000 7 007
SHERWOOD MANOR COMMUNITY DEVELOPMENT DISTRICT
2005 PAN AM CIR, STE 120
TAMPA, FL 33607-2529

MAIL PAYMENT TO
TECO
P.O. BOX 31318
TAMPA, FL 33631-3318

7003750026653210000260050000006149130

Contact Information

Residential Customer Care

813-223-0800 (Hillsborough County)
863-299-0800 (Polk County)
888-223-0800 (All other counties)

Commercial Customer Care

866-832-6249

Hearing Impaired/TTY
711

Power Outages Toll-Free
877-588-1010

Energy-Saving Programs
813-275-3909

Mail Payments to

TECO
P.O. Box 31318
Tampa, FL 33631-3318

All Other Correspondence

Tampa Electric
P.O. Box 111
Tampa, FL 33601-0111

Understanding Your Electric Charges

Average kWh per day – The average amount of electricity purchased per day.

Basic Service Charge – A fixed daily amount that covers the cost to provide service to your location. This charge is billed monthly regardless of any electricity used.

Bright Choices™ – The associated fees and charges for leased outdoor lighting services.

Budget Billing – Optional plan averages your home's last 12 monthly billing periods so you pay the same amount for your service each month.

Clean Energy Transition Mechanism (CETM) – A charge to recover costs associated with electric meter upgrades and the closing of certain coal generating plants to support Tampa Electric's transition to produce clean energy.

Energy Charge – For residential, small commercial and lighting customers, includes the cost (except fuel) of producing and delivering the electricity you purchased, including conservation, environmental and capacity cost recovery charges. For other customers, the three cost recovery charges appear as separate line items.

Estimated – If Tampa Electric was unable to read your meter, "ESTIMATED" will appear. Your meter will be read next month, and any difference will be adjusted accordingly.

Florida Gross Receipts Tax – A tax is imposed on gross receipts from utility services that are delivered to retail customers in Florida, in accordance with Chapter 203 of the Florida Statutes. Utility companies collect the tax from all customers, unless exempt, and remit to the state.

Florida State Tax – A tax imposed on every person who engages in the business of selling or renting tangible personal property at retail in the state, in accordance with Chapter 212 of the Florida Statutes.

Franchise Fee – A fee levied by a municipality for the right to utilize public property to provide electric service. The fee is collected by Tampa Electric and paid to the municipality.

Fuel Charge – Cost of fuel used to produce electricity you purchased. Fuel costs are passed through from fuel suppliers to our customers with no markup or profit to Tampa Electric.

For more information about your bill, please visit tampaelectric.com.

Kilowatt-Hours (kWh) – The basic measurement of electric energy use.

Late Payment Charge – For past due amounts more than \$10, the late payment charge is the greater of \$5 or 1.5% of the past due amount. For past due amounts of \$10 or less, the late payment charge is 1.5% of the past due amount.

Municipal Public Service Tax – Many municipalities levy a tax on the electricity you use. It is collected by Tampa Electric and paid to the municipality.

Past Due – Previous charges that are past due are subject to a late payment charge fee and may result in disconnection.

Rate Schedule – The amount (rate) you pay depends on your customer category. The cost of providing service varies with the customer group.

Share – A Tampa Electric program administered by the Salvation Army and the Catholic Charities Diocese of St. Petersburg that helps pay energy bills of customers in need. If you choose to contribute, your contribution is tax deductible and is matched by Tampa Electric.

Storm Protection Charge – The cost of additional hardening efforts to further protect the power grid from hurricanes or other extreme weather events.

Storm Surcharge – The charge that will recover the cost of storms charged to the storm reserve.

Sun Select™ – The cost of producing energy you purchased from dedicated solar generation facilities. You pay no fuel charge for the Sun Select portion of your bill.

Sun to Go™ – The amount of electricity purchased from solar generating sources serving the Sun to Go program, which provides optional renewable energy purchases in 200 kWh blocks.

Total Amount Due – This month's charges will be past due after the date shown. THIS DATE DOES NOT EXTEND THE DATE ON ANY PREVIOUS BALANCE. It's important that you pay your bill before this date to avoid interruption of service.

Zap Cap Systems™ – Surge protection for your home or business sold separately as a non-energy charge.

Your payment options are:

- Schedule free one-time or recurring payments at tecoaccount.com using a checking or savings account.
- Mail your payment in the enclosed envelope. Please allow sufficient time for delivery.
- Pay in person at an authorized Western Union payment location, which can be found at tampaelectric.com.
- Pay by credit card using KUBRA EZ-PAY at tecoaccount.com or by calling 866-689-6469.
(A convenience fee will be charged to your bank account or credit card.)

When making your payment, please have your bill or account number available.

Please note: If you choose to pay your bill at a location not listed on our website or provided by Tampa Electric, you are paying someone who is not authorized to act as a payment agent of Tampa Electric. You bear the risk that this unauthorized party will not relay the payment to Tampa Electric and do so in a timely fashion. Tampa Electric is not responsible for payments made to unauthorized agents, including their failure to deliver or timely deliver the payment to us. Such failures may result in late payment charges to your account or service disconnection.

Billed Individual Accounts

ACCOUNT NAME	ACCOUNT NUMBER	ADDRESS	AMOUNT
	211019020679	1109 TIDAL ROCK AVE, FOUNTAIN RUSKIN, FL 33570-5558	\$335.51
	211019020687	815 18TH AVE SE RUSKIN, FL 33570	\$22.31
	211019020695	816 18TH AVE SE RUSKIN, FL 33570	\$284.95
	211019915753	1850 SE 6TH AVE RUSKIN, FL 33570	\$22.93
	211020006345	1802 9TH ST SE RUSKIN, FL 33570	\$120.63
	211020923705	1801 SE 12TH ST, CLBHSE RUSKIN, FL 33570	\$978.01
	221008023634	1158 SE 21ST AVE, SIGN RUSKIN, FL 33570	\$23.23
	221008023642	820 SE 21ST AVE, SIGN RUSKIN, FL 33570	\$23.08
	221008101729	SHERWOOD MANOR AMENITY CENTER, LIGHTS RUSKIN, FL 33570	\$219.92
	221008143911	9TH ST SE AND 16TH AVE SE PH1-3, LIGHTS RUSKIN, FL 33570	\$4118.56

00000007-00000039-Page 3 of 14





ACCOUNT INVOICE

tampaelectric.com



Account: 211019020679
Statement Date: 05/02/23

Details of Charges – Service from 02/28/23 to 03/28/23

Service for: 1109 TIDAL ROCK AVE, FOUNTAIN, RUSKIN, FL 33570-5558

Rate Schedule: General Service - Non Demand

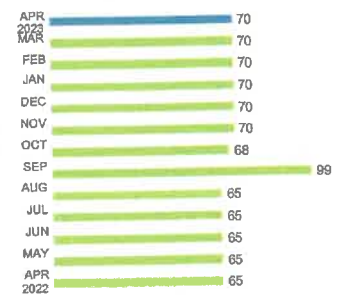
Meter Location: FOUNTAIN

Meter Number	Read Date	Current Reading	-	Previous Reading	=	Total Used
1000598798	03/28/23	61,069		59,049		2,020 kWh
Daily Basic Service Charge		29 days @ \$0.75000				\$21.75
Energy Charge		2,020 kWh @ \$0.07990/kWh				\$161.40
Fuel Charge		2,020 kWh @ \$0.05239/kWh				\$105.83
Storm Protection Charge		2,020 kWh @ \$0.00400/kWh				\$8.08
Clean Energy Transition Mechanism		2,020 kWh @ \$0.00427/kWh				\$8.63
Storm Surcharge		2,020 kWh @ \$0.01061/kWh				\$21.43
Florida Gross Receipt Tax						\$8.39
Electric Service Cost						\$335.51

Multiplier 1
Billing Period 29 Days

Tampa Electric Usage History

Kilowatt-Hours Per Day (Average)



Current Month's Electric Charges

\$335.51

Miscellaneous Credits

Interest for Cash Security Deposit

-\$14.20

Total Current Month's Credits

-\$14.20

00000007-00000339-Page 4 of 14

Account: 211019020687
Statement Date: 05/02/23

Details of Charges – Service from 02/28/23 to 03/28/23

Service for: 815 18TH AVE SE, RUSKIN, FL 33570

Rate Schedule: General Service - Non Demand

Meter Location: FOUNTAIN

Meter Number	Read Date	Current Reading	-	Previous Reading	=	Total Used	Multiplier	Billing Period
1000558717	03/28/23	1,137		1,137		0 kWh	1	29 Days
Daily Basic Service Charge						29 days @ \$0.75000	\$21.75	
Florida Gross Receipt Tax							\$0.56	
Electric Service Cost							\$22.31	
Current Month's Electric Charges							\$22.31	

Tampa Electric Usage History

Kilowatt-Hours Per Day (Average)

APR 2023	0
MAR	0
FEB	0
JAN	0
DEC	0
NOV	0
OCT	0
SEP	0
AUG	0
JUL	0
JUN	0
MAY	0
APR 2022	0

Miscellaneous Credits

Interest for Cash Security Deposit - \$5.27

Total Current Month's Credits - \$5.27

00000007-0000040-Page 5 of 14





ACCOUNT INVOICE

tampaelectric.com



Account: 211019020695
Statement Date: 05/02/23

Details of Charges – Service from 02/28/23 to 03/28/23

Service for: 816 18TH AVE SE, RUSKIN, FL 33570

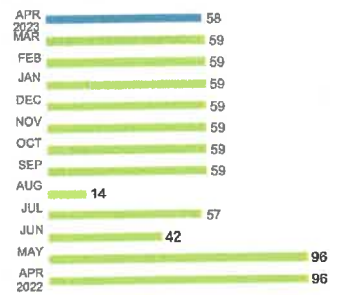
Rate Schedule: General Service - Non Demand

Meter Location: FOUNTAIN

Meter Number	Read Date	Current Reading	Previous Reading	Total Used	Multiplier	Billing Period
1000558720	03/28/23	64,215	62,521	1,694 kWh	1	29 Days
Daily Basic Service Charge		29 days @ \$0.75000		\$21.75		
Energy Charge		1,694 kWh @ \$0.07990/kWh		\$135.35		
Fuel Charge		1,694 kWh @ \$0.05239/kWh		\$88.75		
Storm Protection Charge		1,694 kWh @ \$0.00400/kWh		\$6.78		
Clean Energy Transition Mechanism		1,694 kWh @ \$0.00427/kWh		\$7.23		
Storm Surcharge		1,694 kWh @ \$0.01061/kWh		\$17.97		
Florida Gross Receipt Tax				\$7.12		
Electric Service Cost				\$284.95		
Current Month's Electric Charges				\$284.95		

Tampa Electric Usage History

Kilowatt-Hours Per Day (Average)



Miscellaneous Credits

Interest for Cash Security Deposit

-\$14.97

Total Current Month's Credits

-\$14.97

00000007-0000048-Page 6 of 14

Account: 211019915753
Statement Date: 05/02/23

Details of Charges – Service from 02/28/23 to 03/28/23

Service for: 1850 SE 6TH AVE, RUSKIN, FL 33570

Rate Schedule: General Service - Non Demand

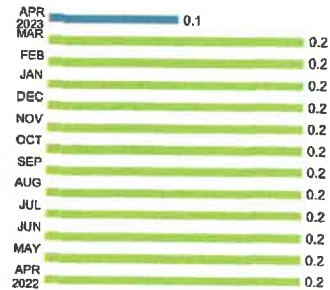
Meter Location: ENTRY SIGN

00000007-0000041-Page 7 of 14

Meter Number	Read Date	Current Reading	-	Previous Reading	=	Total Used	Multiplier	Billing Period
1000580300	03/28/23	179		175		4 kWh	1	29 Days
Daily Basic Service Charge				29 days @ \$0.75000		\$21.75		
Energy Charge				4 kWh @ \$0.07990/kWh		\$0.32		
Fuel Charge				4 kWh @ \$0.05239/kWh		\$0.21		
Storm Protection Charge				4 kWh @ \$0.00400/kWh		\$0.02		
Clean Energy Transition Mechanism				4 kWh @ \$0.00427/kWh		\$0.02		
Storm Surcharge				4 kWh @ \$0.01061/kWh		\$0.04		
Florida Gross Receipt Tax						\$0.57		
Electric Service Cost						\$22.93		
Current Month's Electric Charges						\$22.93		

Tampa Electric Usage History

Kilowatt-Hours Per Day (Average)



Miscellaneous Credits

Interest for Cash Security Deposit - \$3.19

Total Current Month's Credits - \$3.19



Account: 211020006345
Statement Date: 05/02/23

Details of Charges – Service from 02/28/23 to 03/28/23

Service for: 1802 9TH ST SE, RUSKIN, FL 33570

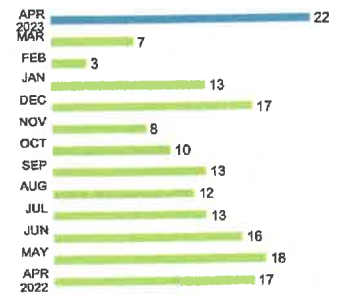
Rate Schedule: General Service - Non Demand

Meter Location: MAIL KIOSK

Meter Number	Read Date	Current Reading	-	Previous Reading	=	Total Used	Multiplier	Billing Period
1000835803	03/28/23	9,752		9,118		634 kWh	1	29 Days
Daily Basic Service Charge		29 days @ \$0.75000				\$21.75		
Energy Charge		634 kWh @ \$0.07990/kWh				\$50.66		
Fuel Charge		634 kWh @ \$0.05239/kWh				\$33.22		
Storm Protection Charge		634 kWh @ \$0.00400/kWh				\$2.54		
Clean Energy Transition Mechanism		634 kWh @ \$0.00427/kWh				\$2.71		
Storm Surcharge		634 kWh @ \$0.01061/kWh				\$6.73		
Florida Gross Receipt Tax						\$3.02		
Electric Service Cost						\$120.63		
Current Month's Electric Charges						\$120.63		

Tampa Electric Usage History

Kilowatt-Hours Per Day (Average)



Miscellaneous Credits

Interest for Cash Security Deposit

-\$5.71

Total Current Month's Credits

-\$5.71

00000007-0000041-Page 8 of 14

Account: 211020923705
Statement Date: 05/02/23

Details of Charges – Service from 02/28/23 to 03/28/23

Service for: 1801 SE 12TH ST, CLBHSE, RUSKIN, FL 33570

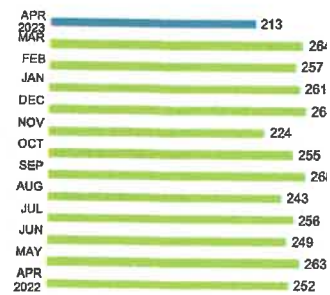
Rate Schedule: General Service - Non Demand

00000007-00000042-Page 8 of 14

Meter Number	Read Date	Current Reading	-	Previous Reading	=	Total Used	Multiplier	Billing Period
1000597942	03/28/23	89,507		83,343		6,164 kWh	1	29 Days
Daily Basic Service Charge		29 days @ \$0.75000				\$21.75		
Energy Charge		6,164 kWh @ \$0.07990/kWh				\$492.50		
Fuel Charge		6,164 kWh @ \$0.05239/kWh				\$322.93		
Storm Protection Charge		6,164 kWh @ \$0.00400/kWh				\$24.66		
Clean Energy Transition Mechanism		6,164 kWh @ \$0.00427/kWh				\$26.32		
Storm Surcharge		6,164 kWh @ \$0.01061/kWh				\$65.40		
Florida Gross Receipt Tax						\$24.45		
Electric Service Cost						\$978.01		
Current Month's Electric Charges						\$978.01		

Tampa Electric Usage History

Kilowatt-Hours Per Day (Average)



Miscellaneous Credits

Interest for Cash Security Deposit - \$4.59

Total Current Month's Credits

-\$4.59





ACCOUNT INVOICE

tampaelectric.com



Account: 221008023634
Statement Date: 05/02/23

Details of Charges – Service from 02/28/23 to 03/28/23

Service for: 1158 SE 21ST AVE, SIGN, RUSKIN, FL 33570

Rate Schedule: General Service - Non Demand

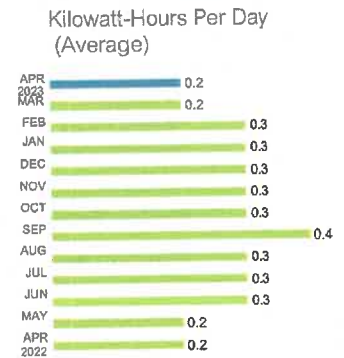
Meter Number	Read Date	Current Reading	Previous Reading	Total Used	Multiplier	Billing Period
1000580299	03/28/23	221	215	6 kWh	1	29 Days
Daily Basic Service Charge		29 days @ \$0.75000		\$21.75		
Energy Charge		6 kWh @ \$0.07990/kWh		\$0.48		
Fuel Charge		6 kWh @ \$0.05239/kWh		\$0.31		
Storm Protection Charge		6 kWh @ \$0.00400/kWh		\$0.02		
Clean Energy Transition Mechanism		6 kWh @ \$0.00427/kWh		\$0.03		
Storm Surcharge		6 kWh @ \$0.01061/kWh		\$0.06		
Florida Gross Receipt Tax				\$0.58		

Electric Service Cost

Current Month's Electric Charges

\$23.23
\$23.23

Tampa Electric Usage History



Miscellaneous Credits

Interest for Cash Security Deposit

-\$3.19

Total Current Month's Credits

-\$3.19

00000007-0000042-Page 10 of 14

Account: 221008023642
Statement Date: 05/02/23

Details of Charges – Service from 02/28/23 to 03/28/23

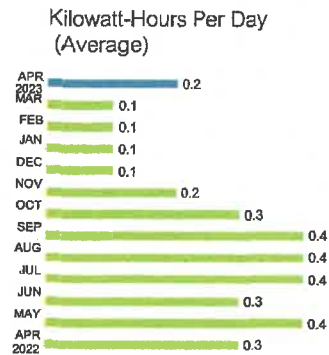
Service for: 820 SE 21ST AVE, SIGN, RUSKIN, FL 33570

Rate Schedule: General Service - Non Demand

Meter Location: SIGN

Meter Number	Read Date	Current Reading	-	Previous Reading	=	Total Used	Multiplier	Billing Period
1000580298	03/28/23	220		215		5 kWh	1	29 Days
Daily Basic Service Charge				29 days @ \$0.75000		\$21.75		
Energy Charge				5 kWh @ \$0.07990/kWh		\$0.40		
Fuel Charge				5 kWh @ \$0.05239/kWh		\$0.26		
Storm Protection Charge				5 kWh @ \$0.00400/kWh		\$0.02		
Clean Energy Transition Mechanism				5 kWh @ \$0.00427/kWh		\$0.02		
Storm Surcharge				5 kWh @ \$0.01061/kWh		\$0.05		
Florida Gross Receipt Tax						\$0.58		
Electric Service Cost						\$23.08		
Current Month's Electric Charges						\$23.08		

Tampa Electric Usage History



Miscellaneous Credits

Interest for Cash Security Deposit -\$3.19

Total Current Month's Credits **-\$3.19**



0000007-000043-Page 11 of 14



ACCOUNT INVOICE

tampaelectric.com



Account: 221008101729
Statement Date: 05/02/23

Details of Charges – Service from 02/28/23 to 03/28/23

Service for: SHERWOOD MANOR AMENITY CENTER, LIGHTS, RUSKIN, FL 33570

Rate Schedule: Lighting Service

Lighting Service Items LS-1 (Bright Choices) for 29 days

Lighting Energy Charge	108 kWh @ \$0.03511/kWh	\$3.79
Fixture & Maintenance Charge	4 Fixtures	\$82.92
Lighting Pole / Wire	4 Poles	\$111.16
Lighting Fuel Charge	108 kWh @ \$0.05169/kWh	\$5.58
Storm Protection Charge	108 kWh @ \$0.01466/kWh	\$1.58
Clean Energy Transition Mechanism	108 kWh @ \$0.00036/kWh	\$0.04
Storm Surcharge	108 kWh @ \$0.00326/kWh	\$0.35
Florida Gross Receipt Tax		\$0.29
Franchise Fee		\$13.47
Municipal Public Service Tax		\$0.74
Lighting Charges		\$219.92
Current Month's Electric Charges		\$219.92

00000007-0000043-Page 12 of 14

Account: 221008143911
Statement Date: 05/02/23

Details of Charges – Service from 02/28/23 to 03/28/23

Service for: 9TH ST SE AND 16TH AVE SE PH1-3, LIGHTS, RUSKIN, FL 33570

Rate Schedule: Lighting Service

Lighting Service Items LS-1 (Bright Choices) for 29 days

Lighting Energy Charge	1707 kWh @ \$0.03511/kWh	\$59.93
Fixture & Maintenance Charge	89 Fixtures	\$1461.30
Lighting Pole / Wire	89 Poles	\$2473.31
Lighting Fuel Charge	1707 kWh @ \$0.05169/kWh	\$88.23
Storm Protection Charge	1707 kWh @ \$0.01466/kWh	\$25.02
Clean Energy Transition Mechanism	1707 kWh @ \$0.00036/kWh	\$0.61
Storm Surcharge	1707 kWh @ \$0.00326/kWh	\$5.56
Florida Gross Receipt Tax		\$4.60

Lighting Charges

\$4,118.56

Current Month's Electric Charges

\$4,118.56

Miscellaneous Adjustments

\$54.31

Total Current Month's Charges

\$6,203.44

00000007-0000044-Page 13 of 14



ACTION SECURITY, INC.
 1505 MANOR RD
 ENGLEWOOD, FL 34223
 Sales@ActionSecurityFL.com

Invoice



BILL TO

Sherwood Manor CDD
 c/o Meritus Corp
 2005 Pan Am Circle, Suite 300
 Tampa , FL 33607

INVOICE #	DATE	TOTAL DUE	DUE DATE	TERMS	ENCLOSED
23016	05/01/2023	\$125.00	05/01/2023	Due on receipt	

ACTIVITY	QTY	RATE	AMOUNT
Service Monthly billing for Service Agreement at Sherwood Manor Amenity Center as approved by customer. Includes database management.	1	125.00	125.00

Contact ACTION SECURITY, INC. to pay this invoice.
 FL Contractor ES12001404

BALANCE DUE

\$125.00

Thank you, we appreciate your business!



Received

MAY 22 2023

Florida Department of Health
in Hillsborough County
Notification of Fees Due



29-BID-6559042

Permit Number
29-60-2021524

For: Swimming Pools - Public Pool > 25000 Gallons

Notice: This bill is due and payable in full upon receipt and must be received by the local office by the payment due date (06/30/2023).

Fee Amount:	\$275.00
Previous Balance:	\$0.00
Total Amount Due:	\$275.00

Payment Due Date: 06/30/2023 or Upon Receipt

If not paid by **06/30/2023** then the fee will be: **\$325.00**

Mail To: Sherwood Manor Community Development District
2005 Pan Am Circle, Suite 300
Tampa, FL 33607

Please verify all information below at www.myfloridaehpermit.com and make changes as necessary.

Account Information:

Name: Sherwood Manor
Location: 1801 12th Street
Ruskin, FL 33570

Pool Volume: 94,500 gallons
Bathing Load: 105
Flow Rate: 263

Owner Information:

Name: Sherwood Manor Community Development District
Address: 2005 Pan Am Circle, Suite 300
(Mailing) Tampa, FL 33607
Home Phone: (813) 873-7300 Work Phone: ()

Circle One: Visa MC

Name on Card: _____

Account #: _____

Exp Date: ___/___ Security Code (CVV): _____

Card's Billing Address: _____

City: _____ State: ___ Zip: _____

I authorize Florida Department of Health in Hillsborough County to charge my credit card account for the following:

Payment Amount: \$_____ For: _____

Please go online to pay fee at:
www.MyFloridaEHPermit.com

Permit Number: 29-60-2021524 Bill ID: 29-BID-6559042

Billing Questions call DOH-Hillsborough at: (813) 307-8059
If you do not pay online, make checks payable to and mail invoice WITH payment to:
Florida Department of Health in Hillsborough County
ATTN: Environmental Health
P O Box 5135
Tampa, FL 33675

Signature _____ Date _____

[Please RETURN invoice with your payment]

Batch Billing ID:67221

PERMIT HOLDERS CAN NOW

pay invoices online!

The Florida Department of Health now offers a secure system for permit holders to pay invoices and print permits online!

- No sign-up cost.
- Save time. Paying a bill online is faster than mailing a check or hand delivering payment.
- Our safe and secure system will keep your information protected.
- Pay at your convenience. With our online system, you can pay with your credit card or e-check and don't have to worry about envelopes or stamps.

Pay this invoice online at www.myfloridaehpermit.com

NOTE: Payments made online will be assessed a small convenience fee. Visit the site for more information



Spearem Enterprises, LLC

7842 Land O' Lakes Blvd. #335
Land O' Lakes, FL 34638
+1 8139978101
spearem.jmb@gmail.com



INVOICE

BILL TO
Brookside/Sherwood CDD
Meritus
2005 Pan Am Circle, Suite 300
Tampa , FL 33607

INVOICE 5749
DATE 05/16/2023
TERMS Net 15
DUE DATE 05/31/2023

ACTIVITY	QTY	RATE	AMOUNT
Labor 4/21/2023-5/12/2023 clubhouse cleaning services 4 weeks at 2 times a/week includes community dog waist and trash cans	4	131.25	525.00
Material paper goods and trash bags	1	60.00	60.00
Fuel Surcharge cost of fuel has went up DRASTICALLY.	1	75.00	75.00
BALANCE DUE			\$660.00

Invoice Number 2077351
Invoice Date May 4, 2023
Purchase Order 215614650
Customer Number 149265
Project Number 215614650

Bill To

Sherwood Manor Community Development District
 Accounts Payable
 c/o Inframark
 210 North University Drive, Suite 702
 Coral Springs FL 33071
 United States

Please Remit To

Stantec Consulting Services Inc. (SCSI)
 13980 Collections Center Drive
 Chicago IL 60693
 United States

Project **District Engineering Services - Sherwood Manor CDD**
 Project Manager Stewart, Tonja L For Period Ending **April 21, 2023**
 Current Invoice Total (USD) 364.50

Process requisitions

Top Task **2023** **2023 FY General Consulting**

Professional Services

Category/Employee	Current Hours	Rate	Current Amount
Olszewski, Cynthia (Cyndi)	0.50	139.00	69.50
Nurse, Vanessa M	0.50	152.00	76.00
Stewart, Tonja L	1.00	219.00	219.00
Subtotal Professional Services	2.00		364.50

Top Task Subtotal 2023 FY General Consulting 364.50

Total Fees & Disbursements 364.50
INVOICE TOTAL (USD) **364.50**

Due upon receipt or in accordance with terms of the contract

Please contact Summer Fillinger if you have any questions concerning this invoice.

Phone: (262) 241-8222 [E-mail: Summer.Fillinger@Stantec.com](mailto:Summer.Fillinger@Stantec.com)

** PLEASE SEND AN INVOICE # WITH PAYMENT **

Thank you.



MHD Communications
 5808 Breckenridge Pkwy Ste G
 Tampa, FL 33610
 (813) 948-0202

Date	Invoice
10/26/2022	27301
Account	
Sherwood Manor CDD	

Bill To:
Sherwood Manor CDD Attn: District Invoices 1801 12th St SE Ruskin, FL United States

Ship To
Sherwood Manor CDD 1801 12th St SE Ruskin, FL United States

Terms	Due Date	PO Number	Reference
NET15	11/10/2022		

Service Request Number	305427
Summary	Sherwood Manor cameras
Billing Method	Actual Rates
Detail	<p>Wed 10/26/2022/10:56 AM UTC-04/ Keith Higdon (time)- Hello Ken,</p> <p>The work for this ticket has been completed. Please see below for technical details.</p> <p>If you have any questions, please respond to this email and the ticket will be re-opened.</p> <p>Thank you,</p> <p>Keith Higdon MHD Communications</p> <hr/> <p>Tue 10/25/2022/4:08 PM UTC-04/ sherwoodmclub@gmail.com [This message originated from outside our organization. Do not click links or open attachments unless you know the content is safe]</p> <p>Good afternoon,</p> <p>I've been able to view the cameras at Sherwood all day until just recently I lost the feed. Nothing on my phone or laptop.</p> <p>Ken</p>
Resolution	
Company Name	Sherwood Manor CDD
Contact Name	Ken Hoefle

Services	Work Type	Hours	Rate	Amount
Billable Services				
Help Desk Technician	IT - Remote - Business Hours	0.75	150.00	\$112.50
Total Services:				\$112.50

We appreciate your business! MHD Communications accepts checks and all major credit cards.	Invoice Subtotal:	\$112.50
---	--------------------------	----------

A late payment charge of 5% per month will be applied to all unpaid balances.	Sales Tax:	\$0.00
	Invoice Total:	\$112.50
	Payments:	\$0.00
	Credits:	\$0.00
	Balance Due:	\$112.50

Invoice Time Detail

Invoice Number: 27301
Company: Sherwood Manor CDD

Charge To: Sherwood Manor CDD / Sherwood Manor cameras Location: Main

Date	Staff	Notes	Bill	Hours	Rate	Ext Amt
10/26/2022	Higdon, Keith	<p>Service Ticket:305427</p> <p>Summary:Sherwood Manor cameras</p> <p>Hello Ken,</p> <p>The work for this ticket has been completed. Please see below for technical details.</p> <p>If you have any questions, please respond to this email and the ticket will be re-opened.</p> <p>Thank you,</p> <p>Keith Higdon MHD Communications</p> <p>_____</p> <p>_____</p> <p>_____</p> <p>_____</p>	Y	0.75	150.00	\$112.50

Subtotal: \$112.50

Invoice Time Total: **Billable Hours:** 0.75

SHERWOOD MANOR CDD
Summary of Operations and Maintenance Invoices

Vendor	Invoice/Account Number	Amount	Vendor Total	Comments/Description
Monthly Contract				
CARSONS LAWN &	7823	\$8,585.00		LAWN MAINT. JUNE 2023
CHARTER COMMUNICATIONS	2458267060123	\$142.96		INTERNET SERVICES 06/01/23-06/30/23
FIRST CHOICE AQUATIC	84695	\$748.00		WATERWAY SERVICE - 5 WATERWAYS JUNE 2023
INFRAMARK LLC	96851	\$3,981.15		DISTRICT INVOICE JUNE 2023
ZEBRA CLEANING TEAM	0063	\$1,050.00		COMMERCIAL POOL SERVICE JUNE
ZEBRA CLEANING TEAM	5822	\$1,050.00		COMMERCIAL POOL SERVICE APRIL
ZEBRA CLEANING TEAM	5895	\$1,050.00	\$3,150.00	RESIDENTIAL POOL SERVICE MAY
Monthly Contract Subtotal		\$16,607.11		
Variable Contract				
ALBERTO VIERA	AV 060123	\$200.00		SUPERVISOR FEE 06/01/23
CARLOS DE LA OSSA	CDLO 060123	\$200.00		SUPERVISOR FEE 06/01/23
NICHOLAS J. DISTER	ND 060123	\$200.00		SUPERVISOR FEE 06/01/23
RYAN MOTKO	RM 060123	\$200.00		SUPERVISOR FEE 06/01/23
STRALEY ROBIN VERICKER	23166	\$2,002.50		GENERAL CONSULTING - PROFESSIONAL SERVICES THRU - 05/15/23
Variable Contract Subtotal		\$2,802.50		
Utilities				
BOCC	87269663466 053123	\$382.48		WATER SERVICE 04/26/23-05/26/23
TECO	3200000266005 060623	\$6,311.56		BULK BILLING - ELECTRICITY SERVICES 03/29/23-04/27/23
Utilities Subtotal		\$6,694.04		
Regular Services				
FIRST CHOICE AQUATIC	84804	\$822.00		MIDGEFLY TRAETMENT
SHERWOOD MANOR CDD	06062023-1	\$1,576.54		SERIES 2018 FY23 TAX DIST ID 624
SHERWOOD MANOR CDD	06162023-1	\$67,790.91	\$69,367.45	SERIES 2018 FY23 TAX DIST ID 626 TAX CERT SALE
SPEAREM ENTERPRISES	5794	\$660.00		LABOR - CLEANING 05/26/23-06/16/23
STANTEC CONSULTING SERVICES	2090995	\$547.50		PROJECT MANAGER
ZEBRA CLEANING TEAM	5253	\$365.00		ALGAE TREATMENT
Regular Services Subtotal		\$71,761.95		
Additional Services				
CORLIN SERVICES LLC	0000069	\$687.15		TRASH CAN REPAIRS / BROKEN LIGHT
Additional Services Subtotal		\$687.15		

<p>SHERWOOD MANOR CDD Summary of Operations and Maintenance Invoices</p>

Vendor	Invoice/Account Number	Amount	Vendor Total	Comments/Description
TOTAL		\$98,552.75		

Approved (with any necessary revisions noted):

Signature: _____

Title (Check one):

Chariman Vice Chariman Assistant Secretary

Received

JUN 6 2023

June 1, 2023
 Invoice Number: 2458267060123
 Account Number: 8337 12 028 2458267
 Security Code: 4957
 Service At: 1801 12TH ST SE
 RUSKIN FL 33570

NEWS AND INFORMATION

Contact Us
 Visit us at SpectrumBusiness.net
 Or, call us at 1-866-519-1263

NOTE. Taxes, Fees and Charges listed in the Summary only apply to Spectrum Business TV and Spectrum Business Internet and are detailed on the following page. Taxes, Fees and Charges for Spectrum Business Voice are detailed in the Billing Information section.

Summary *Service from 06/01/23 through 06/30/23
 details on following pages*

IMPORTANT BILLING UPDATE. Your current Promotional Discount is about to expire. As a valued customer, we are pleased to provide you with a new Promotional Discount off of our standard rates. The new Promotional Discount will be effective with your next statement.

IMPORTANT NOTICE ABOUT YOUR ACCOUNT: Effective 05/04/2023, updates were made to our billing system. As a result of this update, you have received a new account number which can be found in the upper left corner of your monthly billing statement.

As a Spectrum Business customer, your account number enables you to pay online, view recent activity, sign up for paperless billing, and much more. If you are an existing user, your login credentials remain the same, and no action is required on your part.

If you are not an existing user, you may go to www.SpectrumBusiness.net/ and create a username.

Please keep your new account number accessible for future reference. If you have automatic bill payment set up or online banking, don't forget to update this information with your financial institution to ensure payment processing.

For more information, visit www.SpectrumBusiness.net/support/category/my-account or call 1-800-314-7195.

Previous Balance	142.96
Payments Received -Thank You!	-142.96
Remaining Balance	\$0.00
Spectrum Business™ Internet	122.97
Spectrum Business™ Voice	19.99
Current Charges	\$142.96
Total Due by 06/18/23	\$142.96



Thank you for choosing Spectrum Business.
 We appreciate your prompt payment and value you as a customer.

4145 S. FALKENBURG RD RIVERVIEW FL 33578-8652
 8337 1200 NO RP 01 06022023 NNNNNYNN 01 006801 0024

SHERWOOD MANOR CDD
 2005 PAN AM CIR STE 300
 TAMPA FL 33607-6008



June 1, 2023
 SHERWOOD MANOR CDD

Invoice Number: 2458267060123
 Account Number: 8337 12 028 2458267
 Service At: 1801 12TH ST SE
 RUSKIN FL 33570

Total Due by 06/18/23	\$142.96
Amount you are enclosing	\$

Please Remit Payment To:

CHARTER COMMUNICATIONS
 PO BOX 7186
 PASADENA CA 91109-7186



Invoice Number: 2458267060123
 Account Number: 8337 12 028 2458267
 Security Code: 4957

Contact Us
 Visit us at SpectrumBusiness.net
 Or, call us at 1-866-519-1263

8337 1200 NO RP 01 06022023 NNNNNYNN 01 008801 0024

Charge Details

Previous Balance		142.96
Check Payment-thank You	05/24	-142.96
Remaining Balance		\$0.00

Payments received after 06/01/23 will appear on your next bill.
Service from 06/01/23 through 06/30/23

Spectrum Business™ Internet

Spectrum WiFi	0.00
Security Suite	0.00
Domain Name	0.00
Vanity Email	0.00
Static IP 1	19.99
Spectrum Business Internet Ultra	199.99
Promotional Discount	-105.00
Business WiFi	7.99
	\$122.97

Spectrum Business™ Internet Total \$122.97

Spectrum Business™ Voice

Phone number (813) 260-3597

Spectrum Business Voice	49.99
Promotional Discount	-30.00
Voice Mail	0.00
	\$19.99

For additional call details,
 please visit SpectrumBusiness.net

Spectrum Business™ Voice Total \$19.99

Current Charges	\$142.96
Total Due by 06/18/23	\$142.96

Messages continued from page 1

NEW! Save big on mobile when you buy one mobile unlimited line and get a second line **FREE** for a year! Call 1-855-339-9673 to get started.

Billing Information

Tax and Fees - This statement reflects the current taxes and fees for your area (including sales, excise, user taxes, etc.). These taxes and fees may change without notice. Visit spectrum.net/taxesandfees for more information.

Spectrum Terms and Conditions of Service - In accordance with the Spectrum Business Services Agreement, Spectrum services are billed on a monthly basis. Spectrum does not provide credits for monthly subscription services that are cancelled prior to the end of the current billing month.

Terms & Conditions - Spectrum's detailed standard terms and conditions for service are located at spectrum.com/policies.

Notice - Nonpayment of any portion of your cable television, high-speed data, and/or Digital Phone service could result in disconnection of any of your Spectrum provided services.

Authorization to Convert your Check to an Electronic Funds Transfer Debit - If your check is returned, you expressly authorize your bank account to be electronically debited for the amount of the check plus any applicable fees. The use of a check for payment is your acknowledgment and acceptance of this policy and its terms and conditions.

The following taxes, fees and surcharges are included in the price of the applicable service - . FEES AND CHARGES: E911 Fee \$0.40, Federal USF \$1.00, Florida CST \$2.10, Sales Tax \$0.02, TRS Surcharge \$0.10.



Continued on the next page...

Local Spectrum Store: 12970 S US Hwy 301, Suite 105, Riverview FL 33579 Store Hours: Mon thru Sat - 10:00am to 8:00pm; Sun - 12:00pm to 5:00pm

Local Spectrum Store: 872 Brandon Town Center Mall, Brandon FL 33511 Store Hours: Mon thru Sat - 10:00am to 8:00pm and Sun - 12:00pm to 5:00pm

Simplify your life with Auto Pay!

Spend less time paying your bill and more time doing what you love.

- It's Easy - No more checks, stamps or trips to the post office
- It's Secure - Powerful technology keeps your information safe
- It's Flexible - Use your checking, savings, debit or credit card
- It's **FREE** - And helps save time, postage and the environment

Set up easy, automatic bill payments with **Auto Pay!**
 Visit: spectrumbusiness.net/payment
 (My Account login required)

Payment Options

Pay Online - Visit us at SpectrumBusiness.net/payment to get started today! Your account number and security code are needed to register.

Pay by Phone - Make a payment free of charge using our automated payment option at 1-866-519-1263; and authorize payment directly from your bank account or credit card.

For questions or concerns, please call **1-866-519-1263**.



Invoice

First Choice Aquatic Weed Management, LLC

P.O. Box 593258
Orlando, FL 32859

Phone: 407-859-2020
Fax: 407-859-3275

Date	Invoice #
5/31/2023	84695

Bill To
Sherwood Manor CDD c/o Inframark 2005 Pan Am Circle, Suite 300 Tampa, FL 33607

Customer P.O. No.	Payment Terms	Due Date
	Net 30	6/30/2023

Description	Amount
Monthly waterway service for 5 waterways	556.00
Monthly shoreline grass and brush control for 1 ditch.	192.00

Thank you for your business.

Total	\$748.00
Payments/Credits	\$0.00
Balance Due	\$748.00



First Choice Aquatic Weed Management, LLC.

Lake & Wetland Customer Service Report

Job Name: _____

Customer Number: 434 Customer: FCA - SHERWOOD MANOR

Technician: Ed

Date: 05/12/2023 Time: 08:10 AM

Customer Signature: _____

Waterway Treatment	Algae	Submersed Weeds	Grasses and brush	Floating Weeds	Blue Dye	Inspection	Request for Service	Restriction	# of days
1	x		x						
2	x		x						
3	x		x						
4			x						
5	x		x						
Ditch			x						

Trash pickup

CLARITY	FLOW	METHOD	CARP PROGRAM	WATER LEVEL	WEATHER
<input type="checkbox"/> < 1'	<input checked="" type="checkbox"/> None	<input checked="" type="checkbox"/> ATV	<input type="checkbox"/> Carp observed	<input type="checkbox"/> High	<input checked="" type="checkbox"/> Clear
<input type="checkbox"/> 1-2'	<input type="checkbox"/> Slight	<input type="checkbox"/> Airboat	<input type="checkbox"/> Barrier Inspected	<input type="checkbox"/> Normal	<input type="checkbox"/> Cloudy
<input checked="" type="checkbox"/> 2-4'	<input type="checkbox"/> Visible	<input type="checkbox"/> Backpack		<input checked="" type="checkbox"/> Low	<input type="checkbox"/> Windy
<input type="checkbox"/> > 4'					<input type="checkbox"/> Rainy

FISH and WILDLIFE OBSERVATIONS

<input type="checkbox"/> Alligator	<input type="checkbox"/> Catfish	<input checked="" type="checkbox"/> Gallinules	<input type="checkbox"/> Osprey	<input checked="" type="checkbox"/> Woodstork
<input checked="" type="checkbox"/> Anhinga	<input type="checkbox"/> Coots	<input type="checkbox"/> Gambusia	<input type="checkbox"/> Otter	<input checked="" type="checkbox"/> Roseate spoonbill
<input type="checkbox"/> Bass	<input checked="" type="checkbox"/> Cormorant	<input checked="" type="checkbox"/> Herons	<input type="checkbox"/> Snakes	<input checked="" type="checkbox"/> Ducks
<input type="checkbox"/> Bream	<input checked="" type="checkbox"/> Egrets	<input checked="" type="checkbox"/> Ibis	<input checked="" type="checkbox"/> Turtles	

NATIVE WETLAND HABITAT MAINTENANCE	Beneficial Vegetation Notes:
<input type="checkbox"/> Arrowhead	<input type="checkbox"/> Naiad
<input checked="" type="checkbox"/> Bacopa	<input type="checkbox"/> Pickerelweed
<input type="checkbox"/> Blue Flag Iris	<input checked="" type="checkbox"/> Soft Rush
<input type="checkbox"/> Bulrush	
<input checked="" type="checkbox"/> Chara	
<input type="checkbox"/> Cordgrass	
<input type="checkbox"/> Golden Canna	
<input checked="" type="checkbox"/> Gulf Spikerush	
<input type="checkbox"/> Lily	







INVOICE

2002 West Grand Parkway North
Suite 100
Katy, TX 77449

INVOICE#

#96851

DATE

6/23/2023

BILL TO

Sherwood Manor CDD
2005 Pan Am Cir Ste 300
Tampa FL 33607-6008
United States

CUSTOMER ID

C2308

NET TERMS

Net 30

PO#**DUE DATE**

7/23/2023

Services provided for the Month of: June 2023

DESCRIPTION	QTY	UOM	RATE	MARKUP	AMOUNT
District Management	1	Ea	2,500.00		2,500.00
Field Management	1	Ea	1,000.00		1,000.00
Website Maintenance / Admin	1	Ea	125.00		125.00
B/W Copies	1	Ea	0.15		0.15
Postage	10	Ea	0.60		6.00
Dissemination Services	1	Ea	350.00		350.00
Subtotal					3,981.15

Subtotal	\$3,981.15
Tax	\$0.00
Total Due	\$3,981.15

Remit To : Inframark LLC, PO BOX 733778, Dallas, Texas, 75373-3778

To pay by Credit Card, please contact us at 281-578-4299, 9:00am - 5:30pm EST, Monday – Friday. A surcharge fee may apply.

To pay via ACH or Wire, please refer to our banking information below:

Account Name: INFRAMARK, LLC

ACH - Bank Routing Number: 111000614 / Account Number: 912593196

Wire - Bank Routing Number: 021000021 / SWIFT Code: CHASUS33 / Account Number: 912593196

Please include the Customer ID and the Invoice Number on your form of payment.

Zebra Pool Cleaning Team INC.

Invoice

P.O. BOX 3456
 Apollo Beach, FL. 33572
 813-279-0437

Date	Invoice #
5/31/2023	0063

Bill To
Sherwood Manor CDD 1801 12th, Street S.E. Ruskin,, FL. 33570

Ship To
Sherwood Manor CDD 1801 12th, Street S.E. Ruskin, FL 33570

P.O. Number	Terms	Rep	Ship	Via	F.O.B.	Project
	Net 30		5/31/2023			

Quantity	Item Code	Description	Price Each	Amount
	Commerical Pool S...	Commercial Pool Service June	1,050.00	1,050.00

We appreciate your prompt payment.

Total \$1,050.00

Zebra Pool Cleaning Team INC.

Invoice

P.O. BOX 3456
 Apollo Beach, FL. 33572
 813-279-0437

Date	Invoice #
4/1/2023	5822

Bill To
Sherwood Manor CDD 1801 12th, Street S.E. Ruskin,, FL. 33570

Ship To
Sherwood Manor CDD 1801 12th, Street S.E. Ruskin, FL 33570

P.O. Number	Terms	Rep	Ship	Via	F.O.B.	Project
	Net 30					

Quantity	Item Code	Description	Price Each	Amount
	Commerical Pool S...	Commercial Pool Service April	1,050.00	1,050.00

We appreciate your prompt payment.	Total	\$1,050.00
------------------------------------	--------------	------------

Zebra Pool Cleaning Team INC.

Invoice

P.O. BOX 3456
 Apollo Beach, FL. 33572
 813-279-0437

Date	Invoice #
5/1/2023	5895

Bill To
Sherwood Manor CDD 1801 12th, Street S.E. Ruskin,, FL. 33570

Ship To
Sherwood Manor CDD 1801 12th, Street S.E. Ruskin, FL 33570

P.O. Number	Terms	Rep	Ship	Via	F.O.B.	Project
	Net 30		5/1/2023			

Quantity	Item Code	Description	Price Each	Amount
	Pool Service	Residential Pool Service May	1,050.00	1,050.00

We appreciate your prompt payment.	Total	\$1,050.00
------------------------------------	--------------	------------

SHERWOOD MANOR CDD
MEETING DATE: June 01, 2023

DMS: Bryan Rapch



SUPERVISORS	CHECK IF IN ATTENDANCE	STATUS	PAYMENT AMOUNT
Carlos de la Ossa	✓	Salary Accepted	\$200.00
Ryan Motko	✓	Salary Accepted	\$200.00
Nick Dister	✓	Salary Accepted	\$200.00
Albert Viera	✓	Salary Accepted	\$200.00
Vacant	—	Salary Accepted	\$200.00

AU 060123

SHERWOOD MANOR CDD
MEETING DATE: June 01, 2023

DMS: Bryan Roberts



SUPERVISORS	CHECK IF IN ATTENDANCE	STATUS	PAYMENT AMOUNT
Carlos de la Ossa	✓	Salary Accepted	\$200.00
Ryan Motko	✓	Salary Accepted	\$200.00
Nick Dister	✓	Salary Accepted	\$200.00
Albert Viera	✓	Salary Accepted	\$200.00
Vacant	—	Salary Accepted	\$200.00

CD10 060123

SHERWOOD MANOR CDD
MEETING DATE: June 01, 2023

DMS: Byron Raper



SUPERVISORS	CHECK IF IN ATTENDANCE	STATUS	PAYMENT AMOUNT
Carlos de la Ossa	✓	Salary Accepted	\$200.00
Ryan Motko	✓	Salary Accepted	\$200.00
Nick Dister	✓	Salary Accepted	\$200.00
Albert Viera	✓	Salary Accepted	\$200.00
Vacant	—	Salary Accepted	\$200.00

ND 060123

SHERWOOD MANOR CDD
MEETING DATE: June 01, 2023

DMS: Bryan Radcliff



SUPERVISORS	CHECK IF IN ATTENDANCE	STATUS	PAYMENT AMOUNT
Carlos de la Ossa	✓	Salary Accepted	\$200.00
Ryan Motko	✓	Salary Accepted	\$200.00
Nick Dister	✓	Salary Accepted	\$200.00
Albert Viera	✓	Salary Accepted	\$200.00
Vacant	—	Salary Accepted	\$200.00

Rm 060123

Straley Robin Vericker

1510 W. Cleveland Street

Tampa, FL 33606

Telephone (813) 223-9400

Federal Tax Id. - 20-1778458

SHERWOOD MANOR COMMUNITY DEVELOPMENT DISTRICT
2005 Pan Am Circle, Suite 300
Tampa, FL 33607

June 05, 2023

Client: 001497

Matter: 000001

Invoice #: 23166

Page: 1

RE: General

For Professional Services Rendered Through May 15, 2023

SERVICES

Date	Person	Description of Services	Hours	Amount
4/21/2023	LB	REVIEW SUPERVISOR OF ELECTIONS CORRESPONDENCE RE QUALIFIED NUMBER OF ELECTORS IN THE DISTRICT; REVIEW DISTRICT'S CURRENT BOARD SUPERVISORS; UPDATE 2024 ELECTION SPREADSHEET TO UPDATE QUALIFIED ELECTORS AND BOARD SUPERVISORS INFORMATION.	0.3	\$52.50
5/2/2023	JMV	REVIEW COMMUNICATION FROM C. DE LA OSSA; REVIEW TEMPORARY EASEMENT; TELEPHONE CALL TO C. DE LA OSSA.	0.8	\$300.00
5/3/2023	JMV	REVIEW AGENDA PACKET AND PREPARE FOR CDD BOARD MEETING.	0.3	\$112.50
5/4/2023	JMV	PREPARE FOR AND ATTEND CDD BOARD MEETING.	0.5	\$187.50
5/4/2023	MS	DRAFT SUPPLEMENTAL ASSESSMENT RESOLUTION SETTING FINAL TERMS.	2.5	\$437.50
5/4/2023	KCH	REVIEW AGENDA AND ATTEND BOS MEETING IN PERSON.	0.5	\$162.50
5/9/2023	JMV	PREPARE RESOLUTION FOR CDD BOARD MEETING.	0.8	\$300.00
5/10/2023	JMV	REVIEW COMMUNICATION FROM C. DE LA OSSA; REVIEW JOINDER; DRAFT EMAIL TO C. DE LA OSSA.	0.4	\$150.00
5/13/2023	JMV	PREPARE RESOLUTION FOR CDD BOARD MEETING AND PUBLIC HEARING.	0.8	\$300.00
Total Professional Services			6.9	\$2,002.50

June 05, 2023
Client: 001497
Matter: 000001
Invoice #: 23166

Page: 2

Total Services	\$2,002.50
Total Disbursements	\$0.00
Total Current Charges	\$2,002.50
Previous Balance	\$567.70
<i>Less Payments</i>	<i>(\$567.70)</i>
PAY THIS AMOUNT	\$2,002.50

Please Include Invoice Number on all Correspondence



Hillsborough County Florida

CUSTOMER NAME SHERWOOD MANOR CDD	ACCOUNT NUMBER 8726963466	BILL DATE 05/31/2023	DUE DATE 06/21/2023
--	-------------------------------------	--------------------------------	-------------------------------



Service Address: 1801 12TH ST SE

S-Page 1 of 1

METER NUMBER	PREVIOUS DATE	PREVIOUS READ	PRESENT DATE	PRESENT READ	CONSUMPTION	READ TYPE	METER DESCRIPTION
54676394	04/26/2023	3177	05/26/2023	3451	27400 GAL	ACTUAL	WATER

Service Address Charges

Customer Service Charge	\$5.28
Purchase Water Pass-Thru	\$82.75
Water Base Charge	\$18.34
Water Usage Charge	\$59.12
Sewer Base Charge	\$44.35
Sewer Usage Charge	\$156.45

Summary of Account Charges

Previous Balance	\$548.03
Net Payments - Thank You	\$-532.61
Past Due Amount	\$15.42
Bill Adjustments	\$0.77
Total Account Charges	\$366.29

AMOUNT DUE	\$382.48
-------------------	-----------------

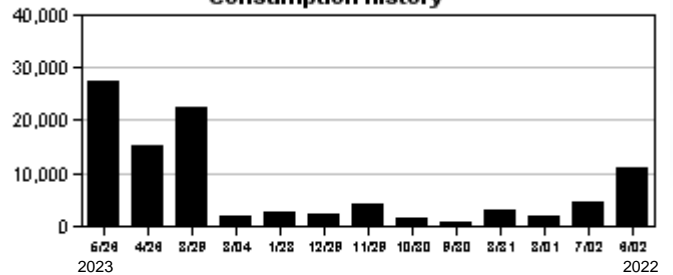
Miscellaneous Charges

Late Payment Charge	\$0.77
Total Miscellaneous Charges	\$0.77

Important Message

Code Inspectors uphold the County's water use restrictions ordinance. Avoid fines of up to \$500 by following the allowable irrigation days and times and additional rules found on HCFLGov.net/WaterRestrictions. Call (813) 224-8993 to report a violation.

Consumption History



Hillsborough County Florida

Make checks payable to: **BOCC**

ACCOUNT NUMBER: 8726963466



ELECTRONIC PAYMENTS BY CHECK OR

Automated Payment Line: (813) 276 8526
Internet Payments: HCFLGov.net/WaterBill
Additional Information: HCFLGov.net/Water



**** NOTICE ** THE BALANCE REFLECTS A PAST DUE AMOUNT TO AVOID DISCONNECTION OF SERVICE, PAYMENT MUST BE RECEIVED BY 3:00 P.M. ON THE DUE DATE**



SHERWOOD MANOR CDD
2005 PAN AM CIRCLE SUITE 300
TAMPA FL 33607-6008

1,773 8

DUE DATE	06/21/2023
AMOUNT DUE	\$382.48
AMOUNT PAID	

0087269634660 00000382481



SHERWOOD MANOR COMMUNITY DEVELOPMENT DISTRICT
 2005 PAN AM CIR, STE 120
 TAMPA, FL 33607-2529

Statement Date: June 06, 2023

Amount Due: \$6,307.79

Due Date: June 20, 2023

Account #: 321000026005

Received
 JUN 14 2023

Account Summary

Previous Amount Due	\$6,149.13
Payment(s) Received Since Last Statement	-\$6,149.13
Miscellaneous Credits	-\$3.77
<hr/>	
Credit Balance After Payments and Credits	-\$3.77
Current Month's Charges	\$6,311.56
<hr/>	
Amount Due by June 20, 2023	\$6,307.79

Amount not paid by due date may be assessed a late payment charge and an additional deposit.

Your Locations With The Highest Usage

- 1801 SE 12TH ST, CLBHSE, RUSKIN, FL 33570 **7,057 KWH**
- 1109 TIDAL ROCK AVE, FOUNTAIN, RUSKIN, FL 33570-5558 **2,086 KWH**



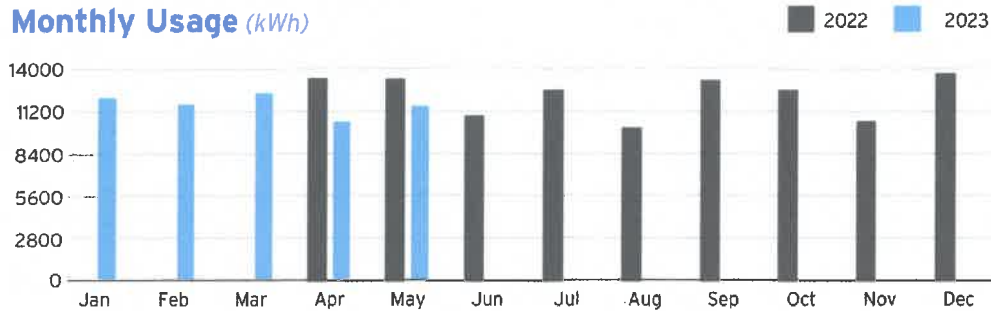
Scan here to learn more about your redesigned bill and soon-to-come Interactive Bill.



DOWNED IS DANGEROUS!

If you see a downed power line, move a safe distance away and call 911.
 Visit TampaElectric.com/Safety for more safety tips.

Monthly Usage (kWh)



Learn about your newly redesigned bill and get deeper insights about your usage by visiting TECOaccount.com

To ensure prompt credit, please return stub portion of this bill with your payment.



Account #: 321000026005

Due Date: June 20, 2023

Pay your bill online at TampaElectric.com
 See reverse side of your paystub for more ways to pay.

Go Paperless, Go Green! Visit TampaElectric.com/Paperless to enroll now.

Amount Due: \$6,307.79

Payment Amount: \$ _____

700375002698

00000015 FTECO505062322333400 00000 01 01000000 15 007

SHERWOOD MANOR COMMUNITY DEVELOPMENT DISTRICT
 2005 PAN AM CIR, STE 120
 TAMPA, FL 33607-2359

Mail payment to:
 TECO
 P.O. BOX 31318
 TAMPA, FL 33631-3318

Make check payable to: TECO
 Please write your account number on the memo line of your check.

7003750026983210000260050000006307796

00000015-00000000-Page 1 of 14



Summary of Charges by Service Address


Account Number: 321000026005

Energy Usage From Last Month

 Increased  Same  Decreased

Service Address: 1109 TIDAL ROCK AVE, FOUNTAIN, RUSKIN, FL 33570-5558

Sub-Account Number: 211019020679

Meter	Read Date	Current	-	Previous	=	Total Used	Multiplier	Billing Period	Amount
1000598798	04/27/2023	63,155		61,069		2,086 kWh	1	30 Days	\$346.50
									 3.3%


Service Address: 815 18TH AVE SE, RUSKIN, FL 33570

Sub-Account Number: 211019020687

Meter	Read Date	Current	-	Previous	=	Total Used	Multiplier	Billing Period	Amount
1000558717	04/27/2023	1,137		1,137		0 kWh	1	30 Days	\$23.08


Service Address: 816 18TH AVE SE, RUSKIN, FL 33570-6021

Sub-Account Number: 211019020695

Meter	Read Date	Current	-	Previous	=	Total Used	Multiplier	Billing Period	Amount
1000558720	04/27/2023	65,962		64,215		1,747 kWh	1	30 Days	\$293.96
									 3.1%

Service Address: 1850 SE 6TH AVE, RUSKIN, FL 33570

Sub-Account Number: 211019915753

Meter	Read Date	Current	-	Previous	=	Total Used	Multiplier	Billing Period	Amount
1000580300	04/27/2023	181		179		2 kWh	1	30 Days	\$23.38
									 50.0%

Continued on next page →

For more information about your bill and understanding your charges, please visit TampaElectric.com

Ways To Pay Your Bill



Bank Draft

Visit TECOaccount.com for free recurring or one time payments via checking or savings account.



In-Person

Find list of Payment Agents at TampaElectric.com



Mail A Check

Payments:
TECO
P.O. Box 31318
Tampa, FL 33631-3318
Mail your payment in the enclosed envelope.



Credit or Debit Card

Pay by credit Card using KUBRA EZ-Pay at TECOaccount.com. Convenience fee will be charged.



Phone

Toll Free: **866-689-6469**

All Other Correspondences:
Tampa Electric
P.O. Box 111
Tampa, FL 33601-0111

Contact Us

Online:
TampaElectric.com

Phone:
Commercial Customer Care:
866-832-6249

Residential Customer Care:
813-223-0800 (Hillsborough)
863-299-0800 (Polk County)
888-223-0800 (All Other Counties)

Hearing Impaired/TTY:

7-1-1
Power Outage:

877-588-1010
Energy-Saving Programs:
813-275-3909

Please Note: If you choose to pay your bill at a location not listed on our website or provided by Tampa Electric, you are paying someone who is not authorized to act as a payment agent at Tampa Electric. You bear the risk that this unauthorized party will relay the payment to Tampa Electric and do so in a timely fashion. Tampa Electric is not responsible for payments made to unauthorized agents, including their failure to deliver or timely deliver the payment to us. Such failures may result in late payment charges to your account or service disconnection.

Summary of Charges by Service Address

Account Number: 321000026005

Energy Usage From Last Month

▲ Increased
 ▬ Same
 ▼ Decreased

Service Address: 1802 9TH ST SE, RUSKIN, FL 33570-6030

Sub-Account Number: 211020006345

Meter	Read Date	Current	-	Previous	=	Total Used	Multiplier	Billing Period	Amount
1000835803	04/27/2023	10,388		9,752		636 kWh	1	30 Days	\$121.69
									▲ 0.3%

Service Address: 1801 SE 12TH ST, CLBHSE, RUSKIN, FL 33570

Sub-Account Number: 211020923705

Meter	Read Date	Current	-	Previous	=	Total Used	Multiplier	Billing Period	Amount
1000597942	04/27/2023	96,564		89,507		7,057 kWh	1	30 Days	\$1,117.23
									▲ 14.5%

Service Address: 1158 SE 21ST AVE, SIGN, RUSKIN, FL 33570

Sub-Account Number: 221008023634

Meter	Read Date	Current	-	Previous	=	Total Used	Multiplier	Billing Period	Amount
1000580299	04/27/2023	224		221		3 kWh	1	30 Days	\$23.54
									▼ 50.0%

Service Address: 820 SE 21ST AVE, SIGN, RUSKIN, FL 33570

Sub-Account Number: 221008023642

Meter	Read Date	Current	-	Previous	=	Total Used	Multiplier	Billing Period	Amount
1000580298	04/27/2023	224		220		4 kWh	1	30 Days	\$23.70
									▼ 20.0%

Service Address: SHERWOOD MANOR AMENITY CENTER, LIGHTS, RUSKIN, FL 33570

Sub-Account Number: 221008101729

Amount: \$219.92

Service Address: 9TH ST SE AND 16TH AVE SE PH1-3, LIGHTS, RUSKIN, FL 33570

Sub-Account Number: 221008143911

Amount: \$4,118.56

Total Current Month's Charges	\$6,311.56
--------------------------------------	-------------------

00000015-00000091-Page 3 of 14





Sub-Account #: 211019020679
Statement Date: 06/01/2023

Service Address: 1109 TIDAL ROCK AVE, FOUNTAIN, RUSKIN, FL 33570-5558

Meter Read

Meter Location: FOUNTAIN

Service Period: 03/29/2023 - 04/27/2023

Rate Schedule: General Service - Non Demand

Meter Number	Read Date	Current Reading	-	Previous Reading	=	Total Used	Multiplier	Billing Period
1000598798	04/27/2023	63,155		61,069		2,086 kWh	1	30 Days

Charge Details

Electric Charges		
Daily Basic Service Charge	30 days @ \$0.75000	\$22.50
Energy Charge	2,086 kWh @ \$0.07990/kWh	\$166.67
Fuel Charge	2,086 kWh @ \$0.05239/kWh	\$109.29
Storm Protection Charge	2,086 kWh @ \$0.00400/kWh	\$8.34
Clean Energy Transition Mechanism	2,086 kWh @ \$0.00427/kWh	\$8.91
Storm Surcharge	2,086 kWh @ \$0.01061/kWh	\$22.13
Florida Gross Receipt Tax		\$8.66
Electric Service Cost		\$346.50

Avg kWh Used Per Day



Current Month's Electric Charges \$346.50

Miscellaneous Credits	
Interest for Cash Security Deposit	-\$1.79
Total Current Month's Credits	-\$1.79

Billing information continues on next page →



Sub-Account #: 211019020687
Statement Date: 06/01/2023

Service Address: 815 18TH AVE SE, RUSKIN, FL 33570

Meter Read

Meter Location: FOUNTAIN

Service Period: 03/29/2023 - 04/27/2023


Rate Schedule: General Service - Non Demand

Meter Number	Read Date	Current Reading	Previous Reading	Total Used	Multiplier	Billing Period
1000558717	04/27/2023	1,137	1,137	0 kWh	1	30 Days

Charge Details

Electric Charges		
Daily Basic Service Charge	30 days @ \$0.75000	\$22.50
Florida Gross Receipt Tax		\$0.58
Electric Service Cost		\$23.08

Avg kWh Used Per Day



Current Month's Electric Charges \$23.08

Billing information continues on next page →

0000015-0000092-Page 5 of 14





Sub-Account #: 211019020695
Statement Date: 06/01/2023

Service Address: 816 18TH AVE SE, RUSKIN, FL 33570-6021

Meter Read

Meter Location: FOUNTAIN

Service Period: 03/29/2023 - 04/27/2023

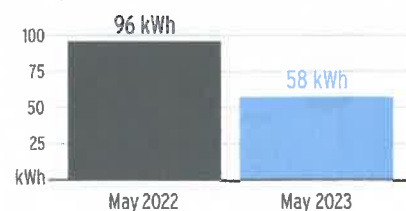
Rate Schedule: General Service - Non Demand

Meter Number	Read Date	Current Reading	Previous Reading	=	Total Used	Multiplier	Billing Period
1000558720	04/27/2023	65,962	64,215		1,747 kWh	1	30 Days

Charge Details

Electric Charges		
Daily Basic Service Charge	30 days @ \$0.75000	\$22.50
Energy Charge	1,747 kWh @ \$0.07990/kWh	\$139.59
Fuel Charge	1,747 kWh @ \$0.05239/kWh	\$91.53
Storm Protection Charge	1,747 kWh @ \$0.00400/kWh	\$6.99
Clean Energy Transition Mechanism	1,747 kWh @ \$0.00427/kWh	\$7.46
Storm Surcharge	1,747 kWh @ \$0.01061/kWh	\$18.54
Florida Gross Receipt Tax		\$7.35
Electric Service Cost		\$293.96

Avg kWh Used Per Day



Current Month's Electric Charges \$293.96

Miscellaneous Credits	
Interest for Cash Security Deposit	-\$1.98
Total Current Month's Credits	-\$1.98

Billing information continues on next page →



Sub-Account #: 211019915753
Statement Date: 06/01/2023

Service Address: 1850 SE 6TH AVE, RUSKIN, FL 33570

Meter Read

Meter Location: ENTRY SIGN

Service Period: 03/29/2023 - 04/27/2023

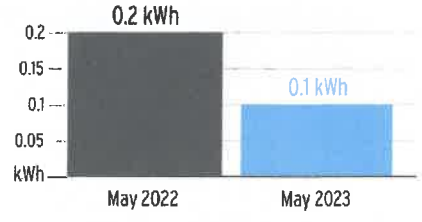
Rate Schedule: General Service - Non Demand

Meter Number	Read Date	Current Reading	Previous Reading	= Total Used	Multiplier	Billing Period
1000580300	04/27/2023	181	179	2 kWh	1	30 Days

Charge Details

Electric Charges		
Daily Basic Service Charge	30 days @ \$0.75000	\$22.50
Energy Charge	2 kWh @ \$0.07990/kWh	\$0.16
Fuel Charge	2 kWh @ \$0.05239/kWh	\$0.10
Storm Protection Charge	2 kWh @ \$0.00400/kWh	\$0.01
Clean Energy Transition Mechanism	2 kWh @ \$0.00427/kWh	\$0.01
Storm Surcharge	2 kWh @ \$0.01061/kWh	\$0.02
Florida Gross Receipt Tax		\$0.58
Electric Service Cost		\$23.38

Avg kWh Used Per Day



Current Month's Electric Charges \$23.38

Billing information continues on next page →

0000015-0000093-Page 7 of 14





Sub-Account #: 211020006345
Statement Date: 06/01/2023

Service Address: 1802 9TH ST SE, RUSKIN, FL 33570-6030

Meter Read

Meter Location: MAIL KIOSK

Service Period: 03/29/2023 - 04/27/2023

Rate Schedule: General Service - Non Demand

Meter Number	Read Date	Current Reading	-	Previous Reading	=	Total Used	Multiplier	Billing Period
1000835803	04/27/2023	10,388		9,752		636 kWh	1	30 Days

Charge Details

Electric Charges		
Daily Basic Service Charge	30 days @ \$0.75000	\$22.50
Energy Charge	636 kWh @ \$0.07990/kWh	\$50.82
Fuel Charge	636 kWh @ \$0.05239/kWh	\$33.32
Storm Protection Charge	636 kWh @ \$0.00400/kWh	\$2.54
Clean Energy Transition Mechanism	636 kWh @ \$0.00427/kWh	\$2.72
Storm Surcharge	636 kWh @ \$0.01061/kWh	\$6.75
Florida Gross Receipt Tax		\$3.04
Electric Service Cost		\$121.69

Avg kWh Used Per Day



Current Month's Electric Charges \$121.69

Billing information continues on next page →



Sub-Account #: 211020923705
Statement Date: 06/01/2023

Service Address: 1801 SE 12TH ST, CLBHSE, RUSKIN, FL 33570

Meter Read

Service Period: 03/29/2023 - 04/27/2023

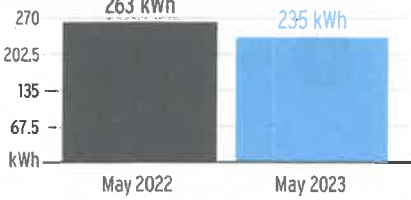
Rate Schedule: General Service - Non Demand

Meter Number	Read Date	Current Reading	Previous Reading	=	Total Used	Multiplier	Billing Period
1000597942	04/27/2023	96,564	89,507		7,057 kWh	1	30 Days

Charge Details

Electric Charges		
Daily Basic Service Charge	30 days @ \$0.75000	\$22.50
Energy Charge	7,057 kWh @ \$0.07990/kWh	\$563.85
Fuel Charge	7,057 kWh @ \$0.05239/kWh	\$369.72
Storm Protection Charge	7,057 kWh @ \$0.00400/kWh	\$28.23
Clean Energy Transition Mechanism	7,057 kWh @ \$0.00427/kWh	\$30.13
Storm Surcharge	7,057 kWh @ \$0.01061/kWh	\$74.87
Florida Gross Receipt Tax		\$27.93
Electric Service Cost		\$1,117.23

Avg kWh Used Per Day



Current Month's Electric Charges \$1,117.23

Billing information continues on next page →

0000015-0000094-Page 9 of 14





Sub-Account #: 221008023634
Statement Date: 06/01/2023

Service Address: 1158 SE 21ST AVE, SIGN, RUSKIN, FL 33570

Meter Read

Service Period: 03/29/2023 - 04/27/2023

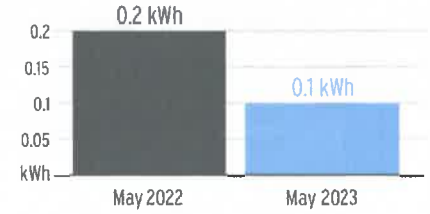
Rate Schedule: General Service - Non Demand

Meter Number	Read Date	Current Reading	Previous Reading	=	Total Used	Multiplier	Billing Period
1000580299	04/27/2023	224	221		3 kWh	1	30 Days

Charge Details

Electric Charges		
Daily Basic Service Charge	30 days @ \$0.75000	\$22.50
Energy Charge	3 kWh @ \$0.07990/kWh	\$0.24
Fuel Charge	3 kWh @ \$0.05239/kWh	\$0.16
Storm Protection Charge	3 kWh @ \$0.00400/kWh	\$0.01
Clean Energy Transition Mechanism	3 kWh @ \$0.00427/kWh	\$0.01
Storm Surcharge	3 kWh @ \$0.01061/kWh	\$0.03
Florida Gross Receipt Tax		\$0.59
Electric Service Cost		\$23.54

Avg kWh Used Per Day



Current Month's Electric Charges \$23.54

Billing information continues on next page →



Sub-Account #: 221008023642
Statement Date: 06/01/2023

Service Address: 820 SE 21ST AVE, SIGN, RUSKIN, FL 33570

Meter Read

Meter Location: SIGN

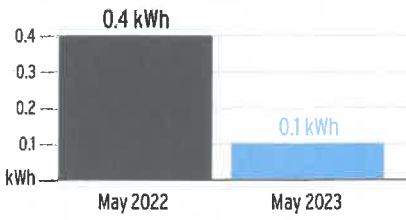
Service Period: 03/29/2023 - 04/27/2023

Rate Schedule: General Service - Non Demand

Meter Number	Read Date	Current Reading	-	Previous Reading	=	Total Used	Multiplier	Billing Period
1000580298	04/27/2023	224		220		4 kWh	1	30 Days

Charge Details

Avg kWh Used Per Day



00000015-0000095-Page 11 of 14

Electric Charges		
Daily Basic Service Charge	30 days @ \$0.75000	\$22.50
Energy Charge	4 kWh @ \$0.07990/kWh	\$0.32
Fuel Charge	4 kWh @ \$0.05239/kWh	\$0.21
Storm Protection Charge	4 kWh @ \$0.00400/kWh	\$0.02
Clean Energy Transition Mechanism	4 kWh @ \$0.00427/kWh	\$0.02
Storm Surcharge	4 kWh @ \$0.01061/kWh	\$0.04
Florida Gross Receipt Tax		\$0.59
Electric Service Cost		\$23.70

Current Month's Electric Charges \$23.70

Billing information continues on next page →






Sub-Account #: 221008101729
Statement Date: 06/01/2023

Service Address: SHERWOOD MANOR AMENITY CENTER, LIGHTS, RUSKIN, FL 33570

Service Period: 03/29/2023 - 04/27/2023

Rate Schedule: Lighting Service

Charge Details

 Electric Charges		
Lighting Service Items LS-1 (Bright Choices) for 30 days		
Lighting Energy Charge	108 kWh @ \$0.03511/kWh	\$3.79
Fixture & Maintenance Charge	4 Fixtures	\$82.92
Lighting Pole / Wire	4 Poles	\$111.16
Lighting Fuel Charge	108 kWh @ \$0.05169/kWh	\$5.58
Storm Protection Charge	108 kWh @ \$0.01466/kWh	\$1.58
Clean Energy Transition Mechanism	108 kWh @ \$0.00036/kWh	\$0.04
Storm Surcharge	108 kWh @ \$0.00326/kWh	\$0.35
Florida Gross Receipt Tax		\$0.29
Franchise Fee		\$13.47
Municipal Public Service Tax		\$0.74
Lighting Charges		\$219.92

Current Month's Electric Charges \$219.92

Billing information continues on next page →



Sub-Account #: 221008143911
Statement Date: 06/01/2023


Service Address: 9TH ST SE AND 16TH AVE SE PH1-3, LIGHTS, RUSKIN, FL 33570

Service Period: 03/29/2023 - 04/27/2023

Rate Schedule: Lighting Service

Charge Details

00000015-0000096-Page 13 of 14

 Electric Charges		
Lighting Service Items LS-1 (Bright Choices) for 30 days		
Lighting Energy Charge	1707 kWh @ \$0.03511/kWh	\$59.93
Fixture & Maintenance Charge	89 Fixtures	\$1461.30
Lighting Pole / Wire	89 Poles	\$2473.31
Lighting Fuel Charge	1707 kWh @ \$0.05169/kWh	\$88.23
Storm Protection Charge	1707 kWh @ \$0.01466/kWh	\$25.02
Clean Energy Transition Mechanism	1707 kWh @ \$0.00036/kWh	\$0.61
Storm Surcharge	1707 kWh @ \$0.00326/kWh	\$5.56
Florida Gross Receipt Tax		\$4.60
Lighting Charges		\$4,118.56

Current Month's Electric Charges \$4,118.56

Total Current Month's Charges \$6,311.56



Invoice

First Choice Aquatic Weed Management, LLC

P.O. Box 593258
Orlando, FL 32859

Phone: 407-859-2020
Fax: 407-859-3275

Date	Invoice #
6/14/2023	84804

Bill To
Sherwood Manor CDD c/o Inframark 2005 Pan Am Circle, Suite 300 Tampa, FL 33607

Customer P.O. No.	Payment Terms	Due Date
	Net 30	7/14/2023

Description	Amount
Midge Fly treatment of (5) waterways @\$822/mo for the months of 6,7,8,9,10. Completed 6/13/2023	822.00

Thank you for your business.

Total	\$822.00
Payments/Credits	\$0.00
Balance Due	\$822.00

CHECK REQUEST FORM
Sherwood Manor

Date: 6/19/2023

Invoice#: 06062023-1

Vendor#: V00035

Vendor Name: Sherwood Manor

Pay From: Truist Acct# 9115

Description: Series 2018 - FY 23 Tax Dist. ID 624

Code to: 200.103200.1000

Amount: \$1,576.54

Requested By: Teresa Farlow 6/19/2023

SHERWOOD MANOR CDD
DISTRICT CHECK REQUEST

Today's Date 6/6/2023
Check Amount \$1,576.54
Payable To Sherwood Manor CDD
Check Description Series 2018 - FY 23 Tax Dist. ID 624
Special Instructions Do not mail. Please give to Eric

(Please attach all supporting documentation: invoices, receipts, etc.)

Eric

Authorization

DM		
Fund	<u>001</u>	
G/L	<u>20702</u>	
Object Code		
Chk #	_____	Date _____

SHERWOOD MANOR CDD

TAX REVENUE RECEIPTS AND TRANSFER SCHEDULE FISCAL YEAR 2023, TAX YEAR 2022

	Dollar Amounts	Fiscal Year 2023 Percentages	
Net O&M	294,915.00	36.758%	0.367600
Net DS	507,390.30	63.242%	0.632400
Net Total	802,305.30	100.0000%	1.000000

Date Received	Amount Received	36.76%	36.76%	63.24%	63.24%	Proof	Distribution Number & Date Transferred	Payments / CDD check #
		Raw Numbers Operations Revenue, Occupied Units	Rounded Operations Revenue, Occupied Units	Raw Numbers 2018 Debt Service Revenue	Rounded 2018 Debt Service Revenue			
11/16/2022	5,111.61	1,878.95	1,878.95	3,232.66	3,232.66	(0.00)	598	555
11/22/2022	6,970.36	2,562.20	2,562.20	4,408.16	4,408.16	(0.00)	599	555
11/28/2022	17,193.60	6,320.10	6,320.10	10,873.50	10,873.50	0.00	600	588
12/6/2022	552,053.11	202,926.17	202,926.17	349,126.94	349,126.94	0.00	602	578
12/13/2022	9,758.53	3,587.08	3,587.08	6,171.45	6,171.45	0.00	604	590
1/5/2023	108,190.86	39,769.28	39,769.28	68,421.58	68,421.58	0.00	606	604
1/23/2023	294.33	108.19	108.19	186.14	186.14	0.00	Int	
3/2/2023	2,371.86	871.86	871.86	1,500.00	1,500.00	(0.00)	613	626
4/11/2023	47.71	17.54	17.54	30.17	30.17	(0.00)		
6/6/2023	2,492.88	916.34	916.34	1,576.54	1,576.54	0.00	624	
6/16/2023	107,193.62	39,402.71	39,402.71	67,790.91	67,790.91	0.00	626	
		-	-	-	-	-		
		-	-	-	-	-		
		-	-	-	-	-		
		-	-	-	-	-		
TOTAL	811,678.47	298,360.43	298,360.42	513,318.04	513,318.04			
Net Total on Roll	802,305.30		294,915.00		507,390.30			
Collection Surplus / (Deficit)	9,373.17		3,445.42		5,927.74			

Hillsborough County Tax Collector - Distribution of Property Tax Summary by Agency for 05-01-2023 to 05-31-2023 dated 06-06-2023 - Run 06/04/2023 10:30PM

Distribution ID	Act System Num	Agency Code	Funding Agency	Tax	Fees	Penalty	Interest	Discount	Allocated	Commission	Distributed Amt
624	DN022141	FNSD 00141	K-BAR II CDD	3,508.34	0.00	0.00	105.25	0.00	3,613.59	72.28	3,541.31
624	DN022142	FNSD 00142	WATERSET CENTRAL CDD	2,842.21	0.00	0.00	85.27	0.00	2,927.48	58.55	2,868.93
624	DN022143	FNSD 00143	TOUCHSTONE CDD	6,595.62	0.00	0.00	197.87	0.00	6,793.49	135.87	6,657.62
624	DN022144	FNSD 00144	VENTANA CDD	2,957.37	0.00	0.00	88.72	0.00	3,046.09	60.92	2,985.17
624	DN022146	FNSD 00146	SHERWOOD MANOR CDD	2,469.66	0.00	0.00	74.09	0.00	2,543.75	50.87	2,492.88
624	DN022151	FNSD 00151	SHELL POINT CDD	5,989.80	0.00	0.00	179.70	0.00	6,169.50	123.39	6,046.11
624	DN022152	FNSD 00152	CREEK PRESERVE CDD	6,988.10	0.00	0.00	209.64	0.00	7,197.74	143.96	7,053.78
624	DN022153	FNSD 00153	BELMONT II CDD	4,705.79	0.00	0.00	141.18	0.00	4,846.97	96.94	4,750.03
624	DN022154	FNSD 00154	FISHHAWK RANCH CDD	14,256.66	0.00	0.00	427.74	0.00	14,684.40	293.69	14,390.71
624	DN022157	FNSD 00157	NORTH PARK ISLE CDD	298.47	0.00	0.00	24.71	204.96	528.14	10.56	517.58
624	DNPCFGFA	FNSD PCFGFA	FLORIDA GREEN FINANCE AUTHORITY	3,456.89	0.00	0.00	103.71	0.00	3,560.60	71.21	3,489.39
624	DNPCFRED	FNSD PCFRED	FLORIDA RESILIENCY AND ENERGY DISTRICT	8,082.24	0.00	0.00	242.37	0.00	8,324.61	166.49	8,158.12
624	DNPCPACE	FNSD PCPACE	FLORIDA PACE FUNDING AGENCY	3,395.70	0.00	0.00	101.87	0.00	3,497.57	69.95	3,427.62
624	DNPCYGRN	FNSD PCYGRN	GREEN CORRIDOR PROPERTY ASSESSMENT	17,715.14	0.00	0.00	532.77	0.00	18,247.91	364.96	17,882.95
624	DR000001	RRS	REVENUE RECOVERY SOLUTIONS INC	0.00	159,201.44	0.00	0.00	0.00	159,201.44		159,201.44
624	DR021015	FA400	PORT AUTHORITY	55,143.45	0.00	36.81	1,885.26	109.05	57,169.66	1,143.37	56,026.29
624	DS010001	FA320	SCHOOL - LOCAL	1,700,333.78	0.00	532.68	55,437.45	3,080.31	1,759,223.08		1,759,223.08
624	DS010002	FA330	SCHOOL - STATE	2,451,090.82	0.00	902.65	80,864.84	4,446.84	2,537,072.96		2,537,072.96
624	DT021005	FA410	HILLS CO TRANSIT AUTHORITY	320,292.36	0.00	147.42	10,580.25	589.25	331,580.02	6,631.61	324,948.41
624	DW021020	FA500	WATER MANAGEMENT	148,332.72	0.00	85.09	5,015.00	293.43	153,713.02	3,074.29	150,638.73
624	DW021023	FA510	WATER MANAGEMENT N	12.11	0.00	6.06	26.49	0.00	44.66	0.89	43.77
624	DW021030	FA520	WATER MANAGEMENT H	37.36	0.00	18.68	74.39	0.00	130.43	2.60	127.83

Hillsborough County Tax Collector - Distribution by Agency - CURRENT YEAR - dated 06-16-2023 - Run 06/15/2023 12:20PM

Distribution Category	Distribution ID	Act System Num	Funding Agency	Tax	Fees	Penalty	Interest	Discount	Allocated	Commission	Distributed Amt
Real Estate Delinquent	626	DN022146	SHERWOOD MANOR CDD	106,195.38	0.00	0.00	3,185.87	0.00	109,381.25	2,187.63	107,193.62
Real Estate Delinquent	626	DN022147	BOYETTE PARK CDD	3,714.70	0.00	0.00	111.45	0.00	3,826.15	76.52	3,749.63
Real Estate Delinquent	626	DN022149	CYPRESS MILL CDD	6,847.51	0.00	0.00	205.43	0.00	7,052.94	141.05	6,911.89
Real Estate Delinquent	626	DN022150	SPENCER CREEK	6,083.42	0.00	0.00	182.50	0.00	6,265.92	125.32	6,140.60
Real Estate Delinquent	626	DN022151	SHELL POINT CDD	9,982.98	0.00	0.00	299.50	0.00	10,282.48	205.65	10,076.83
Real Estate Delinquent	626	DN022152	CREEK PRESERVE CDD	2,994.90	0.00	0.00	89.85	0.00	3,084.75	61.69	3,023.06
Real Estate Delinquent	626	DN022153	BELMONT II CDD	14,606.83	0.00	0.00	438.21	0.00	15,045.04	300.90	14,744.14
Real Estate Delinquent	626	DN022154	FISHHAWK RANCH CDD	51,163.12	0.00	0.00	1,534.89	0.00	52,698.01	1,053.96	51,644.05
Real Estate Delinquent	626	DN022155	LYNWOOD CDD	2,255.63	0.00	0.00	67.67	0.00	2,323.30	46.47	2,276.83
Real Estate Delinquent	626	DN022157	NORTH PARK ISLE CDD	6,190.48	0.00	0.00	185.69	0.00	6,376.17	127.52	6,248.65
Real Estate Delinquent	626	DN022158	BELMOND RESERVE CDD	11,334.92	0.00	0.00	340.04	0.00	11,674.96	233.50	11,441.46
Real Estate Delinquent	626	DN022159	HAWKSTONE CDD	14,788.18	0.00	0.00	443.64	0.00	15,231.82	304.63	14,927.19
Real Estate Delinquent	626	DN022160	BERRY BAY CDD	17,466.58	0.00	0.00	524.01	0.00	17,990.59	359.82	17,630.77
Real Estate Delinquent	626	DN022161	SOUTH CREEK CDD	2,495.24	0.00	0.00	74.86	0.00	2,570.10	51.40	2,518.70
Real Estate Delinquent	626	DN022165	MANGROVE POINT AND MANGROVE MANOR CDD	1,663.11	0.00	0.00	49.89	0.00	1,713.00	34.26	1,678.74
Real Estate Delinquent	626	DNPCFGFA	FLORIDA GREEN FINANCE AUTHORITY	37,651.48	0.00	0.00	1,129.51	0.00	38,780.99	775.62	38,005.37
Real Estate Delinquent	626	DNPCFRED	FLORIDA RESILIENCY AND ENERGY DISTRICT	8,227.59	0.00	0.00	246.83	0.00	8,474.42	169.49	8,304.93
Real Estate Delinquent	626	DNPCPACE	FLORIDA PACE FUNDING AGENCY	16,686.67	0.00	0.00	500.60	0.00	17,187.27	343.74	16,843.53
Real Estate Delinquent	626	DNPCYGRN	GREEN CORRIDOR PROPERTY ASSESSMENT	34,412.57	0.00	0.00	1,032.37	0.00	35,444.94	708.90	34,736.04
Real Estate Delinquent	626	DR021015	PORT AUTHORITY	208,252.70	0.00	0.00	6,246.99	0.00	214,499.69	4,289.99	210,209.70
Real Estate Delinquent	626	DS010001	SCHOOL - LOCAL	6,676,316.15	0.00	0.00	200,290.41	0.00	6,876,606.56		6,876,606.56
Real Estate Delinquent	626	DS010002	SCHOOL - STATE	9,619,481.27	0.00	0.00	288,586.10	0.00	9,908,067.37		9,908,067.37

CHECK REQUEST FORM
Sherwood Manor

Date: 6/19/2023

Invoice#: 06162023-1

Vendor#: V00035

Vendor Name: Sherwood Manor

Pay From: Truist Acct# 9115

Description: Series 2018 - FY 23 Tax Dist. ID 626 tax cert sale

Code to: 200.103200.1000

Amount: \$67,790.91

Requested By: 6/19/2023
Teresa Farlow

SHERWOOD MANOR CDD

DISTRICT CHECK REQUEST

Today's Date 6/16/2023
Check Amount \$67,790.91
Payable To Sherwood Manor CDD
Check Description Series 2018 - FY 23 Tax Dist. ID 626 (Tax Cent Sale)
Special Instructions Do not mail. Please give to Eric

(Please attach all supporting documentation: invoices, receipts, etc.)

Eric

Authorization

DM	
Fund	<u>001</u>
G/L	<u>20702</u>
Object Code	
Chk #	_____ Date _____

SHERWOOD MANOR CDD

TAX REVENUE RECEIPTS AND TRANSFER SCHEDULE FISCAL YEAR 2023, TAX YEAR 2022

Net O&M
Net DS
Net Total

Dollar Amounts	Fiscal Year 2023 Percentages	
294,915.00	36.758%	0.367600
507,390.30	63.242%	0.632400
802,305.30	100.0000%	1.000000

Date Received	Amount Received	36.76%	36.76%	63.24%	63.24%	Proof	Distribution Number & Date Transferred	Payments / CDD check #
		Raw Numbers Operations Revenue, Occupied Units	Rounded Operations Revenue, Occupied Units	Raw Numbers 2018 Debt Service Revenue	Rounded 2018 Debt Service Revenue			
11/16/2022	5,111.61	1,878.95	1,878.95	3,232.66	3,232.66	(0.00)	598	555
11/22/2022	6,970.36	2,562.20	2,562.20	4,408.16	4,408.16	(0.00)	599	555
11/28/2022	17,193.60	6,320.10	6,320.10	10,873.50	10,873.50	0.00	600	588
12/6/2022	552,053.11	202,926.17	202,926.17	349,126.94	349,126.94	0.00	602	578
12/13/2022	9,758.53	3,587.08	3,587.08	6,171.45	6,171.45	0.00	604	590
1/5/2023	108,190.86	39,769.28	39,769.28	68,421.58	68,421.58	0.00	606	604
1/23/2023	294.33	108.19	108.19	186.14	186.14	0.00	Int	
3/2/2023	2,371.86	871.86	871.86	1,500.00	1,500.00	(0.00)	613	626
4/11/2023	47.71	17.54	17.54	30.17	30.17	(0.00)		
6/6/2023	2,492.88	916.34	916.34	1,576.54	1,576.54	0.00	624	
6/16/2023	107,193.62	39,402.71	39,402.71	67,790.91	67,790.91	0.00	626	
		-	-	-	-	-		
		-	-	-	-	-		
		-	-	-	-	-		
		-	-	-	-	-		
TOTAL	811,678.47	298,360.43	298,360.42	513,318.04	513,318.04			
Net Total on Roll	802,305.30		294,915.00		507,390.30			
Collection Surplus / (Deficit)	9,373.17		3,445.42		5,927.74			

Hillsborough County Tax Collector - Distribution of Property Tax Summary by Agency for 05-01-2023 to 05-31-2023 dated 06-06-2023 - Run 06/04/2023 10:30PM

Distribution ID	Act System Num	Agency Code	Funding Agency	Tax	Fees	Penalty	Interest	Discount	Allocated	Commission	Distributed Amt
624	DN022141	FNSD 00141	K-BAR II CDD	3,508.34	0.00	0.00	105.25	0.00	3,613.59	72.28	3,541.31
624	DN022142	FNSD 00142	WATERSET CENTRAL CDD	2,642.21	0.00	0.00	85.27	0.00	2,927.48	58.55	2,868.93
624	DN022143	FNSD 00143	TOUCHSTONE CDD	6,595.62	0.00	0.00	197.87	0.00	6,793.49	135.87	6,657.62
624	DN022144	FNSD 00144	VENTANA CDD	2,957.37	0.00	0.00	88.72	0.00	3,046.09	60.92	2,985.17
624	DN022146	FNSD 00146	SHERWOOD MANOR CDD	2,769.66	0.00	0.00	74.09	0.00	2,543.75	50.87	2,492.88
624	DN022151	FNSD 00151	SHELL POINT CDD	5,889.80	0.00	0.00	179.70	0.00	6,169.50	123.39	6,046.11
624	DN022152	FNSD 00152	CREEK PRESERVE CDD	6,888.10	0.00	0.00	209.64	0.00	7,197.74	143.96	7,053.78
624	DN022153	FNSD 00153	BELMONT II CDD	4,705.79	0.00	0.00	141.18	0.00	4,846.97	96.94	4,750.03
624	DN022154	FNSD 00154	FISHHAWK RANCH CDD	14,256.66	0.00	0.00	427.74	0.00	14,684.40	293.69	14,390.71
624	DN022157	FNSD 00157	NORTH PARK ISLE CDD	298.47	0.00	0.00	24.71	204.96	528.14	10.56	517.58
624	DNPCFGFA	FNSD PCFGFA	FLORIDA GREEN FINANCE AUTHORITY	3,756.89	0.00	0.00	103.71	0.00	3,560.60	71.21	3,489.39
624	DNPCFRED	FNSD PCFRED	FLORIDA RESILIENCY AND ENERGY DISTRICT	882.24	0.00	0.00	242.37	0.00	8,324.61	166.49	8,158.12
624	DNPCPACE	FNSD PCPACE	FLORIDA PACE FUNDING AGENCY	395.70	0.00	0.00	101.87	0.00	3,497.57	69.95	3,427.62
624	DNPCYGRN	FNSD PCYGRN	GREEN CORRIDOR PROPERTY ASSESSMENT	17,715.14	0.00	0.00	532.77	0.00	18,247.91	364.96	17,882.95
624	DR000001	RRS	REVENUE RECOVERY SOLUTIONS INC	0.00	159,201.44	0.00	0.00	0.00	159,201.44		159,201.44
624	DR021015	FA400	PORT AUTHORITY	55,143.45	0.00	36.81	1,885.26	109.05	57,169.66	1,143.37	56,026.29
624	DS010001	FA320	SCHOOL - LOCAL	1,700,333.78	0.00	532.68	55,437.45	3,080.31	1,759,223.08		1,759,223.08
624	DS010002	FA330	SCHOOL - STATE	2,451,090.82	0.00	902.65	80,864.84	4,446.84	2,537,072.96		2,537,072.96
624	DT021005	FA410	HILLS CO TRANSIT AUTHORITY	320,292.36	0.00	147.42	10,580.25	589.25	331,580.02	6,631.61	324,948.41
624	DW021020	FA500	WATER MANAGEMENT	148,332.72	0.00	85.09	5,015.00	293.43	153,713.02	3,074.29	150,638.73
624	DW021023	FA510	WATER MANAGEMENT N	12.11	0.00	6.06	26.49	0.00	44.66	0.89	43.77
624	DW021030	FA520	WATER MANAGEMENT H	37.36	0.00	18.68	74.39	0.00	130.43	2.60	127.83

Hillsborough County Tax Collector - Distribution by Agency - CURRENT YEAR - dated 06-16-2023 - Run 06/15/2023 12:20PM

Distribution Category	Distribution ID	Act System Num	Funding Agency	Tax	Fees	Penalty	Interest	Discount	Allocated	Commission	Distributed Amt
Real Estate Delinquent	626	DN022146	SHERWOOD MANOR CDD	106,195.38	0.00	0.00	3,185.87	0.00	109,381.25	2,187.63	107,193.62
Real Estate Delinquent	626	DN022147	BOYETTE PARK CDD	3,714.70	0.00	0.00	111.45	0.00	3,826.15	76.52	3,749.63
Real Estate Delinquent	626	DN022149	CYPRESS MILL CDD	6,847.51	0.00	0.00	205.43	0.00	7,052.94	141.05	6,911.89
Real Estate Delinquent	626	DN022150	SPENCER CREEK	6,083.42	0.00	0.00	182.50	0.00	6,265.92	125.32	6,140.60
Real Estate Delinquent	626	DN022151	SHELL POINT CDD	9,982.98	0.00	0.00	299.50	0.00	10,282.48	205.65	10,076.83
Real Estate Delinquent	626	DN022152	CREEK PRESERVE CDD	2,994.90	0.00	0.00	89.85	0.00	3,084.75	61.69	3,023.06
Real Estate Delinquent	626	DN022153	BELMONT II CDD	14,606.83	0.00	0.00	438.21	0.00	15,045.04	300.90	14,744.14
Real Estate Delinquent	626	DN022154	FISHHAWK RANCH CDD	51,163.12	0.00	0.00	1,534.89	0.00	52,698.01	1,053.96	51,644.05
Real Estate Delinquent	626	DN022155	LYNWOOD CDD	2,255.63	0.00	0.00	67.67	0.00	2,323.30	46.47	2,276.83
Real Estate Delinquent	626	DN022157	NORTH PARK ISLE CDD	6,190.48	0.00	0.00	185.69	0.00	6,376.17	127.52	6,248.65
Real Estate Delinquent	626	DN022158	BELMONT RESERVE CDD	11,334.92	0.00	0.00	340.04	0.00	11,674.96	233.50	11,441.46
Real Estate Delinquent	626	DN022159	HAWKSTONE CDD	14,788.18	0.00	0.00	443.64	0.00	15,231.82	304.63	14,927.19
Real Estate Delinquent	626	DN022160	BERRY BAY CDD	17,466.58	0.00	0.00	524.01	0.00	17,990.59	359.82	17,630.77
Real Estate Delinquent	626	DN022161	SOUTH CREEK CDD	2,495.24	0.00	0.00	74.86	0.00	2,570.10	51.40	2,518.70
Real Estate Delinquent	626	DN022165	MANGROVE POINT AND MANGROVE MANOR CDD	1,663.11	0.00	0.00	49.89	0.00	1,713.00	34.26	1,678.74
Real Estate Delinquent	626	DNPCFGFA	FLORIDA GREEN FINANCE AUTHORITY	37,651.48	0.00	0.00	1,129.51	0.00	38,780.99	775.62	38,005.37
Real Estate Delinquent	626	DNPCFRED	FLORIDA RESILIENCY AND ENERGY DISTRICT	8,227.59	0.00	0.00	246.83	0.00	8,474.42	169.49	8,304.93
Real Estate Delinquent	626	DNPCPACE	FLORIDA PACE FUNDING AGENCY	16,686.67	0.00	0.00	500.60	0.00	17,187.27	343.74	16,843.53
Real Estate Delinquent	626	DNPCYGRN	GREEN CORRIDOR PROPERTY ASSESSMENT	34,412.57	0.00	0.00	1,032.37	0.00	35,444.94	708.90	34,736.04
Real Estate Delinquent	626	DR021015	PORT AUTHORITY	208,252.70	0.00	0.00	6,246.99	0.00	214,499.69	4,289.99	210,209.70
Real Estate Delinquent	626	DS010001	SCHOOL - LOCAL	6,676,316.15	0.00	0.00	200,290.41	0.00	6,876,606.56		6,876,606.56
Real Estate Delinquent	626	DS010002	SCHOOL - STATE	9,619,481.27	0.00	0.00	288,586.10	0.00	9,908,067.37		9,908,067.37

Spearem Enterprises, LLC

7842 Land O' Lakes Blvd. #335
Land O' Lakes, FL 34638
+1 8139978101
spearem.jmb@gmail.com



INVOICE

BILL TO
Brookside/Sherwood CDD
Meritus
2005 Pan Am Circle, Suite 300
Tampa , FL 33607

INVOICE 5794
DATE 06/15/2023
TERMS Net 15
DUE DATE 06/30/2023

ACTIVITY	QTY	RATE	AMOUNT
Labor 5/26-6/16/2023: clubhouse cleaning services 4 weeks at 2 times a/week includes community dog waist and trash cans	4	131.25	525.00
Material paper goods and trash bags	1	60.00	60.00
Fuel Surcharge cost of fuel has went up DRASTICALLY.	1	75.00	75.00
BALANCE DUE			\$660.00

Invoice Number	2090995
Invoice Date	June 12, 2023
Purchase Order	215614650
Customer Number	149265
Project Number	215614650

Bill To

Sherwood Manor Community Development District
 Accounts Payable
 c/o Inframark
 210 North University Drive, Suite 702
 Coral Springs FL 33071
 United States

Please Remit To

Stantec Consulting Services Inc. (SCSI)
 13980 Collections Center Drive
 Chicago IL 60693
 United States

Project	District Engineering Services - Sherwood Manor CDD		
Project Manager	Stewart, Tonja L	For Period Ending	May 26, 2023
Current Invoice Total (USD)	547.50		

Follow up regarding wetland mitigation

Top Task **2023** **2023 FY General Consulting**

Professional Services

Category/Employee		Current Hours	Rate	Current Amount
	Stewart, Tonja L	2.50	219.00	547.50
	Subtotal Professional Services	<u>2.50</u>		<u>547.50</u>

Top Task Subtotal	2023 FY General Consulting	547.50
-------------------	----------------------------	--------

Total Fees & Disbursements	<u>547.50</u>
INVOICE TOTAL (USD)	547.50

Due upon receipt or in accordance with terms of the contract

Please contact Summer Fillinger if you have any questions concerning this invoice.

Phone: (262) 241-8222 [E-mail: Summer.Fillinger@Stantec.com](mailto:Summer.Fillinger@Stantec.com)

**** PLEASE SEND AN INVOICE # WITH PAYMENT ****

Thank you.



Thanks For Your Business!

INVOICE

Zebra Cleaning Team, Inc.
P.O. BOX 3456
APOLLO BEACH, FL 33572
813-458-2942

DATE: JUNE 5, 2023
INVOICE #5253
EXPIRATION DATE

TO Sherwood Manor CDD
1801 12th St. S.E.
Ruskin FL, 33570

TECHNICIAN	JOB SITE	INSTALLATION DATE	PAYMENT TERMS	DUE DATE
Lance Wood				

QTY	ITEM #	DESCRIPTION	UNIT PRICE	LINE TOTAL
		Black algae treatment		\$225.00
		Algacide month treatment		\$140.00

SUBTOTAL	
SALES TAX	
TOTAL	\$365.00

Comments



CorlinServices LLC
 7818126511
 11237 Spring Point Circle
 Riverview, FL 33579

Billed To
 Sherwood Manor

Date of Issue
 06/12/2023

Invoice Number
 0000069

Amount Due (USD)
\$687.15

Due Date
 07/12/2023

Description	Rate	Qty	Line Total
repair of trash can	\$50.00	1	\$50.00
new locking mech. on basketball court gate	\$50.00	2	\$100.00
magna latch for basketball court gate	\$95.18	1	\$95.18
replace broken light fixture at entrance monument	\$50.00	2	\$100.00
light fixture	\$99.97	1	\$99.97
repair of broken gate at pool	\$50.00	4	\$200.00
5/16" x 4' steel threaded rod for diagonal brace, 18 gauge 6" x 18" steel plate for corner braces, bronze tone paint to match existing	\$42.00	1	\$42.00

Subtotal 687.15

Tax 0.00

Total 687.15

Amount Paid 0.00

Amount Due (USD) **\$687.15**

Sherwood Manor Community Development District

Financial Statements
(Unaudited)

Period Ending
June 30, 2023

Prepared by:



2005 Pan Am Circle ~ Suite 300 ~ Tampa, Florida 33607
Phone (813) 873-7300 ~ Fax (813) 873-7070

SHERWOOD MANOR COMMUNITY DEVELOPMENT DISTRICT

Balance Sheet

As of June 30, 2023

(In Whole Numbers)

ACCOUNT DESCRIPTION	GENERAL FUND	SERIES 2018 DEBT SERVICE FUND	SERIES 2023 DEBT SERVICE FUND	SERIES 2018	SERIES 2023	GENERAL FIXED ASSETS FUND	GENERAL LONG-TERM DEBT FUND	TOTAL
				CAPITAL PROJECTS FUND	CAPITAL PROJECTS FUND			
ASSETS								
Cash - Operating Account	\$ 63,739	\$ -	\$ -	\$ -	\$ -	\$ -	\$ -	\$ 63,739
Due From Other Funds	-	4,346	-	-	48,265	-	-	52,611
Investments:								
Acq. & Construction - Amenity	-	-	-	1	-	-	-	1
Acquisition & Construction Account	-	-	-	-	4,571,117	-	-	4,571,117
Construction Fund	-	-	-	-	3,675,000	-	-	3,675,000
Reserve Fund	-	473,878	644,750	-	-	-	-	1,118,628
Revenue Fund	-	288,861	53,149	-	-	-	-	342,010
Deposits	119	-	-	-	-	-	-	119
Fixed Assets								
Construction Work In Process	-	-	-	-	-	17,772,701	-	17,772,701
Amount Avail In Debt Services	-	-	-	-	-	-	2,130,797	2,130,797
Amount To Be Provided	-	-	-	-	-	-	25,583,440	25,583,440
TOTAL ASSETS	\$ 63,858	\$ 767,085	\$ 697,899	\$ 1	\$ 8,294,382	\$ 17,772,701	\$ 27,714,237	\$ 55,310,163
LIABILITIES								
Accounts Payable	\$ 51,698	\$ -	\$ -	\$ -	\$ -	\$ -	\$ -	\$ 51,698
Bonds Payable	-	-	-	-	-	-	18,334,238	18,334,238
Bonds Payable - Series 2023	-	-	-	-	-	-	9,380,000	9,380,000
Due To Other Funds	4,346	-	48,265	-	-	-	-	52,611
TOTAL LIABILITIES	56,044	-	48,265	-	-	-	27,714,238	27,818,547
FUND BALANCES								
Restricted for:								
Debt Service	-	767,085	649,634	-	-	-	-	1,416,719
Capital Projects	-	-	-	1	8,294,382	-	-	8,294,383
Unassigned:	7,814	-	-	-	-	17,772,701	(1)	17,780,514
TOTAL FUND BALANCES	7,814	767,085	649,634	1	8,294,382	17,772,701	(1)	27,491,616
TOTAL LIABILITIES & FUND BALANCES	\$ 63,858	\$ 767,085	\$ 697,899	\$ 1	\$ 8,294,382	\$ 17,772,701	\$ 27,714,237	\$ 55,310,163

SHERWOOD MANOR COMMUNITY DEVELOPMENT DISTRICT
Statement of Revenues, Expenditures and Changes in Fund Balances
For the Period Ending June 30, 2023
General Fund (001)
(In Whole Numbers)

ACCOUNT DESCRIPTION	ANNUAL ADOPTED BUDGET	YEAR TO DATE ACTUAL	VARIANCE (\$) FAV(UNFAV)	YTD ACTUAL AS A % OF ADOPTED BUD
<u>REVENUES</u>				
Special Assmnts- Tax Collector	\$ 290,286	\$ 299,880	\$ 9,594	103.31%
Special Assmnts- CDD Collected	77,164	-	(77,164)	0.00%
Developer Contribution	-	77,018	77,018	0.00%
Other Miscellaneous Revenues	-	325	325	0.00%
TOTAL REVENUES	367,450	377,223	9,773	102.66%
<u>EXPENDITURES</u>				
<u>Administration</u>				
Supervisor Fees	2,000	5,200	(3,200)	260.00%
ProfServ-Trustee Fees	8,200	4,041	4,159	49.28%
Disclosure Report	8,400	2,100	6,300	25.00%
District Counsel	5,000	7,087	(2,087)	141.74%
District Engineer	4,000	1,359	2,641	33.98%
District Manager	30,000	15,344	14,656	51.15%
ProfServ-Expansion Services	-	22,500	(22,500)	0.00%
Auditing Services	6,200	-	6,200	0.00%
Website Compliance	1,500	750	750	50.00%
Email Hosting Vendor	600	-	600	0.00%
Postage, Phone, Faxes, Copies	500	49	451	9.80%
Public Officials Insurance	2,663	2,694	(31)	101.16%
Legal Advertising	2,500	3,672	(1,172)	146.88%
Bank Fees	250	30	220	12.00%
Website Administration	1,500	789	711	52.60%
Dues, Licenses, Subscriptions	500	796	(296)	159.20%
Total Administration	73,813	66,411	7,402	89.97%
<u>Utility Services</u>				
Utility - Electric	73,000	47,854	25,146	65.55%
Total Utility Services	73,000	47,854	25,146	65.55%

SHERWOOD MANOR COMMUNITY DEVELOPMENT DISTRICT
Statement of Revenues, Expenditures and Changes in Fund Balances
For the Period Ending June 30, 2023
General Fund (001)
(In Whole Numbers)

ACCOUNT DESCRIPTION	ANNUAL ADOPTED BUDGET	YEAR TO DATE ACTUAL	VARIANCE (\$) FAV(UNFAV)	YTD ACTUAL AS A % OF ADOPTED BUD
<u>Other Physical Environment</u>				
ProfServ-Pool Maintenance	1,000	1,454	(454)	145.40%
Waterway Management	7,776	7,554	222	97.15%
Field Manager	12,000	4,600	7,400	38.33%
Amenity Center Cleaning & Supplies	6,300	6,315	(15)	100.24%
Contracts-Pools	13,200	9,450	3,750	71.59%
Amenity Center Pest Control	1,200	-	1,200	0.00%
Onsite Staff	25,000	-	25,000	0.00%
Security Monitoring Services	1,500	643	857	42.87%
Utility - Water	3,000	1,583	1,417	52.77%
Insurance -Property & Casualty	13,756	14,077	(321)	102.33%
R&M-Plant Replacement	2,000	975	1,025	48.75%
R&M-Wetland Monitoring	2,100	-	2,100	0.00%
Amenity Maintenance & Repairs	7,500	5,339	2,161	71.19%
R&M-Monument, Entrance & Wall	3,500	14,657	(11,157)	418.77%
Waterway Improvements & Repairs	1,000	-	1,000	0.00%
Landscape Maintenance	108,105	79,001	29,104	73.08%
Mulch & Tree Trimming	7,000	-	7,000	0.00%
Garbage Collection	2,700	-	2,700	0.00%
Irrigation Maintenance	2,000	-	2,000	0.00%
Total Other Physical Environment	220,637	145,648	74,989	66.01%
TOTAL EXPENDITURES	367,450	259,913	107,537	70.73%
Excess (deficiency) of revenues				
Over (under) expenditures	-	117,310	117,310	0.00%
FUND BALANCE, BEGINNING (OCT 1, 2022)		(109,496)		
FUND BALANCE, ENDING		\$ 7,814		

SHERWOOD MANOR COMMUNITY DEVELOPMENT DISTRICT
Statement of Revenues, Expenditures and Changes in Fund Balances
For the Period Ending June 30, 2023
Series 2018 Debt Service Fund (200)
(In Whole Numbers)

ACCOUNT DESCRIPTION	ANNUAL ADOPTED BUDGET	YEAR TO DATE ACTUAL	VARIANCE (\$) FAV(UNFAV)	YTD ACTUAL AS A % OF ADOPTED BUD
<u>REVENUES</u>				
Interest - Investments	\$ -	\$ 5,340	\$ 5,340	0.00%
Special Assmnts- Tax Collector	629,163	517,448	(111,715)	82.24%
Special Assmnts- CDD Collected	-	111,138	111,138	0.00%
TOTAL REVENUES	629,163	633,926	4,763	100.76%
<u>EXPENDITURES</u>				
<u>Debt Service</u>				
Principal Debt Retirement	170,000	165,000	5,000	97.06%
Interest Expense	459,163	462,463	(3,300)	100.72%
Total Debt Service	629,163	627,463	1,700	99.73%
TOTAL EXPENDITURES	629,163	627,463	1,700	99.73%
Excess (deficiency) of revenues Over (under) expenditures	-	6,463	6,463	0.00%
FUND BALANCE, BEGINNING (OCT 1, 2022)		760,622		
FUND BALANCE, ENDING		\$ 767,085		

SHERWOOD MANOR COMMUNITY DEVELOPMENT DISTRICT
Statement of Revenues, Expenditures and Changes in Fund Balances
For the Period Ending June 30, 2023
Series 2023 Debt Service Fund (201)
(In Whole Numbers)

ACCOUNT DESCRIPTION	ANNUAL ADOPTED BUDGET	YEAR TO DATE ACTUAL	VARIANCE (\$) FAV(UNFAV)	YTD ACTUAL AS A % OF ADOPTED BUD
<u>REVENUES</u>				
Interest - Investments	\$ -	\$ 4,884	\$ 4,884	0.00%
TOTAL REVENUES	-	4,884	4,884	0.00%
<u>EXPENDITURES</u>				
<u>Debt Service</u>				
Interest Expense	-	55,536	(55,536)	0.00%
Total Debt Service	-	55,536	(55,536)	0.00%
TOTAL EXPENDITURES	-	55,536	(55,536)	0.00%
Excess (deficiency) of revenues Over (under) expenditures	-	(50,652)	(50,652)	0.00%
<u>OTHER FINANCING SOURCES (USES)</u>				
Interfund Transfer - In	-	700,286	700,286	0.00%
TOTAL FINANCING SOURCES (USES)	-	700,286	700,286	0.00%
Net change in fund balance	<u>\$ -</u>	<u>\$ 649,634</u>	<u>\$ 649,634</u>	<u>0.00%</u>
FUND BALANCE, BEGINNING (OCT 1, 2022)		-		
FUND BALANCE, ENDING		<u>\$ 649,634</u>		

SHERWOOD MANOR COMMUNITY DEVELOPMENT DISTRICT
Statement of Revenues, Expenditures and Changes in Fund Balances
For the Period Ending June 30, 2023
Series 2018 Capital Projects Fund (300)
(In Whole Numbers)

ACCOUNT DESCRIPTION	ANNUAL ADOPTED BUDGET	YEAR TO DATE ACTUAL	VARIANCE (\$) FAV(UNFAV)	YTD ACTUAL AS A % OF ADOPTED BUD
REVENUES				
TOTAL REVENUES	-	-	-	0.00%
EXPENDITURES				
TOTAL EXPENDITURES	-	-	-	0.00%
Excess (deficiency) of revenues				
Over (under) expenditures	-	-	-	0.00%
FUND BALANCE, BEGINNING (OCT 1, 2022)		1		
FUND BALANCE, ENDING		\$ 1		

SHERWOOD MANOR COMMUNITY DEVELOPMENT DISTRICT
Statement of Revenues, Expenditures and Changes in Fund Balances
For the Period Ending June 30, 2023
Series 2023 Capital Projects Fund (301)
(In Whole Numbers)

ACCOUNT DESCRIPTION	ANNUAL ADOPTED BUDGET	YEAR TO DATE ACTUAL	VARIANCE (\$) FAV(UNFAV)	YTD ACTUAL AS A % OF ADOPTED BUD
<u>REVENUES</u>				
Interest - Investments	\$ -	\$ 48,265	\$ 48,265	0.00%
TOTAL REVENUES	-	48,265	48,265	0.00%
<u>EXPENDITURES</u>				
<u>Administration</u>				
ProfServ-Trustee Fees	-	5,950	(5,950)	0.00%
Bond Counsel	-	139,750	(139,750)	0.00%
District Engineer	-	5,000	(5,000)	0.00%
District Manager	-	38,500	(38,500)	0.00%
Postage, Phone, Faxes, Copies	-	2,000	(2,000)	0.00%
Total Administration	-	191,200	(191,200)	0.00%
<u>Debt Service</u>				
Bond Discount	-	54,797	(54,797)	0.00%
Underwriters Discount	-	187,600	(187,600)	0.00%
Total Debt Service	-	242,397	(242,397)	0.00%
TOTAL EXPENDITURES	-	433,597	(433,597)	0.00%
Excess (deficiency) of revenues Over (under) expenditures	-	(385,332)	(385,332)	0.00%
<u>OTHER FINANCING SOURCES (USES)</u>				
Interfund Transfer - In	-	8,679,714	8,679,714	0.00%
TOTAL FINANCING SOURCES (USES)	-	8,679,714	8,679,714	0.00%
Net change in fund balance	\$ -	\$ 8,294,382	\$ 8,294,382	0.00%
FUND BALANCE, BEGINNING (OCT 1, 2022)		-		
FUND BALANCE, ENDING		\$ 8,294,382		

SHERWOOD MANOR COMMUNITY DEVELOPMENT DISTRICT
Statement of Revenues, Expenditures and Changes in Fund Balances
For the Period Ending June 30, 2023
General Fixed Assets Fund (900)
(In Whole Numbers)

ACCOUNT DESCRIPTION	ANNUAL ADOPTED BUDGET	YEAR TO DATE ACTUAL	VARIANCE (\$) FAV(UNFAV)	YTD ACTUAL AS A % OF ADOPTED BUD
<u>REVENUES</u>				
TOTAL REVENUES	-	-	-	0.00%
<u>EXPENDITURES</u>				
TOTAL EXPENDITURES	-	-	-	0.00%
Excess (deficiency) of revenues				
Over (under) expenditures	-	-	-	0.00%
FUND BALANCE, BEGINNING (OCT 1, 2022)		17,772,701		
FUND BALANCE, ENDING		<u>\$ 17,772,701</u>		

SHERWOOD MANOR COMMUNITY DEVELOPMENT DISTRICT
Statement of Revenues, Expenditures and Changes in Fund Balances
For the Period Ending June 30, 2023
General Long-Term Debt Fund (950)
(In Whole Numbers)

ACCOUNT DESCRIPTION	ANNUAL ADOPTED BUDGET	YEAR TO DATE ACTUAL	VARIANCE (\$) FAV(UNFAV)	YTD ACTUAL AS A % OF ADOPTED BUD
REVENUES				
TOTAL REVENUES	-	-	-	0.00%
EXPENDITURES				
TOTAL EXPENDITURES	-	-	-	0.00%
Excess (deficiency) of revenues Over (under) expenditures	-	-	-	0.00%
FUND BALANCE, BEGINNING (OCT 1, 2022)		(1)		
FUND BALANCE, ENDING		\$ (1)		

SHERWOOD MANOR CDD

Bank Reconciliation

Bank Account No. 9155 TRUIST - GF Operating
 Statement No. 06-23
 Statement Date 6/30/2023

G/L Balance (LCY)	63,739.08	Statement Balance	73,184.79
G/L Balance	63,739.08	Outstanding Deposits	0.00
Positive Adjustments	0.00		
		Subtotal	73,184.79
Subtotal	63,739.08	Outstanding Checks	9,445.71
Negative Adjustments	0.00	Differences	0.00
Ending G/L Balance	63,739.08	Ending Balance	63,739.08
Difference	0.00		

Posting Date	Document Type	Document No.	Description	Amount	Cleared Amount	Difference
Checks						
5/25/2023	Payment	665	FLORIDA DEPARTMENT OF HEALTH	275.00	275.00	0.00
5/25/2023	Payment	666	INFRAMARK LLC	2,826.42	2,826.42	0.00
6/1/2023	Payment	667	ALBERTO VIERA	200.00	200.00	0.00
6/1/2023	Payment	668	CARLOS DE LA OSSA	200.00	200.00	0.00
6/1/2023	Payment	669	MHD COMMUNICATIONS	112.50	112.50	0.00
6/1/2023	Payment	670	NICHOLAS J. DISTER	200.00	200.00	0.00
6/1/2023	Payment	672	SPEAREM ENTERPRISES	660.00	660.00	0.00
6/8/2023	Payment	673	CARSON'S LAWN &	8,585.00	8,585.00	0.00
6/8/2023	Payment	674	CORLIN SERVICES LLC	335.00	335.00	0.00
6/15/2023	Payment	675	ACTION SECURITY, INC	125.00	125.00	0.00
6/15/2023	Payment	676	ALBERTO VIERA	200.00	200.00	0.00
6/15/2023	Payment	677	BOCC	382.48	382.48	0.00
6/15/2023	Payment	678	CARLOS DE LA OSSA	200.00	200.00	0.00
6/15/2023	Payment	679	CHARTER COMMUNICATIONS	142.96	142.96	0.00
6/15/2023	Payment	680	CORLIN SERVICES LLC	918.27	918.27	0.00
6/15/2023	Payment	681	FIRST CHOICE AQUATIC	748.00	748.00	0.00
6/15/2023	Payment	682	INFRAMARK LLC	4,021.09	4,021.09	0.00
6/15/2023	Payment	685	ZEBRA CLEANING TEAM	3,240.00	3,240.00	0.00
6/21/2023	Payment	686	SHERWOOD MANOR CDD	69,367.45	69,367.45	0.00
Total Checks				92,739.17	92,739.17	0.00

Deposits

6/1/2023	JE000084	CK#1321### - Dev Funding	G/L Ac	35,342.50	35,342.50	0.00
6/6/2023	JE000123	Wire - On Roll	G/L Ac	2,492.88	2,492.88	0.00
6/16/2023	JE000124	Wire - On Roll	G/L Ac	107,193.62	107,193.62	0.00
6/23/2023	JE000085	CK#2012### - Clubhouse	G/L Ac	50.00	50.00	0.00
6/23/2023	JE000086	CK#1003### - Key	G/L Ac	25.00	25.00	0.00
6/23/2023	JE000087	CK#197## - Key	G/L Ac	25.00	25.00	0.00
6/23/2023	JE000088	CK#109## - Key	G/L Ac	25.00	25.00	0.00
6/23/2023	JE000089	CK#149## - Key	G/L Ac	25.00	25.00	0.00
6/23/2023	JE000090	MO##### - Key	G/L Ac	25.00	25.00	0.00

SHERWOOD MANOR CDD

Bank Reconciliation

Posting Date	Document Type	Document No.	Description	Amount	Cleared Amount	Difference
Total Deposits				145,204.00	145,204.00	0.00
Outstanding Checks						
6/1/2023	Payment	671	RYAN MOTKO	200.00	0.00	200.00
6/15/2023	Payment	683	NICHOLAS J. DISTER	200.00	0.00	200.00
6/15/2023	Payment	684	RYAN MOTKO	200.00	0.00	200.00
6/29/2023	Payment	687	CORLIN SERVICES LLC	687.15	0.00	687.15
6/29/2023	Payment	688	FIRST CHOICE AQUATIC	822.00	0.00	822.00
6/29/2023	Payment	689	SPEAREM ENTERPRISES	660.00	0.00	660.00
6/29/2023	Payment	690	TECO	6,311.56	0.00	6,311.56
6/29/2023	Payment	691	ZEBRA CLEANING TEAM	365.00	0.00	365.00
Total Outstanding Checks.....				9,445.71		9,445.71

SHERWOOD. CDD 7/14/23, 10:39 AM

Carsons

Friday, July 14, 2023

Prepared For Board Of Supervisors.

35 Issues Identified



AMENITY CENTER.

Assigned To Carsons

Looks good.



AMENITY CENTER.

Assigned To Carsons

The Zoysia turf fertility is slowly showing signs of improvement.



AMENITY CENTER.

Assigned To Carsons.

The parking lot is clean and looks good.



AMENITY CENTER.

Assigned To Carsons.

The mailbox pavilion is clean & looks good..



AMENITY CENTER.

Assigned To Carsons.

The playground looks good overall.



AMENITY CENTER.

Assigned To Carsons

The Oak tree fertility needs improvement.



AMENITY CENTER.

Assigned To Carsons.

Looks good.



AMENITY CENTER.

Assigned To Carsons

The Zoysia turf fertility needs improvement.



AMENITY CENTER.

Assigned To Carsons.

The Olive tree is lacking fertility.



AMENITY CENTER.

Assigned To Carsons.

The Amenity Center is clean and looks good. All bathrooms are clean and fully functional.



AMENITY CENTER.

Assigned To Carsons.

Looks good.



AMENITY CENTER.

Assigned To Carsons

The chaise lounges are clean and look good.



AMENITY CENTER.

The pool is clear and looks blue.



AMENITY CENTER.

Assigned To Carsons.

The plants, ornamental grass, and trees are healthy and look good.



12TH ST SE.

Assigned To Carsons.

The entrance sign is clean and looks good.



21ST AVE.

Assigned To Carsons.

Heading West on the 21st Ave.
sidewalk looks good.



9TH ST SE.

Assigned To Carsons.

The entrance sign is clean and looks good.



21ST AVE.

Assigned To Carsons.

Heading East on the 21st Ave sidewalk looks good.



TIDAL ROCK POND.

Assigned To Bryan.

Small wash-out needs repair.



TIDAL ROCK POND.

Assigned To Bryan.


2nd small wash-out needs repair.



6TH ST SE.

Assigned To Carsons.

The entrance sign is clean and looks good.



TIDAL ROCK

Assigned To Carsons

Looks good.



6TH ST SE.

Assigned To Carsons.

Looks good.



9TH ST SE.

Assigned To Carsons

The dog park parking lot is clean and looks good.



9TH ST SE.

Assigned To Carsons.

The mailbox pavilion is clean & looks good.



9TH ST SE.

Assigned To Carsons.

The dog park looks good.



ACE OUTLAW.

Construction progress.



9TH ST SE & 16TH.

Assigned To Carsons

The overgrown retention area is scheduled to have the overgrowth removed and treated.



ACE OUTLAW POND.

Assigned To Site X.

The pond looks good. There is contractor debris within the pond that needs to be removed.



POND.

Assigned To Site X.

Looks good.



POND.

Assigned To Bryan


The South Will Scarlett pond has multiple wash-outs due to recent rain events.



POND.

Assigned To Bryan.

The South Will Scarlett pond wash-out.



POND.

Assigned To Site X.

9th ST SE NW pond looks good.



POND.

Assigned To Site X.

9th ST SE SW pond. The pond looks good, and there's a slight amount of Hydrilla within the pond.



POND.

Assigned To Site X.

The North Tidal Rock pond looks good.